

FOSUN PHARMA
复星医药

2022



1

2

3

4

5

6



439.52 ↑

+12.66% YoY

139.38 ↑

+2.49% YoY

30% ↑

25%

31.7%

38.73 ↑

+18.17% YoY

42.18 ↑

+7.10% YoY

MSCI-ESG

A

BBB

A



® **PD-1**
 MSI-H sqNSCLC ES-SCLC SCLC
 FDA EC
 MAA EMA *

®
 2022
 ® **CAR-T**
 10

13
 III
 mRNA

®
RT002
 III
 SCLC
 Tenapanor NHE3 *

®
 Parsabiv®

Organon Eurofarma
 Abbott

Syneos Health
 PD-1

Pharma Gland
 Cenexi
CDMO
 Sisram

66%



GT1-GT6

CMC

SAB

Scientific Advisor
Board

5

®

2022

674

	2021	2022	YoY
	390.11	439.52	12.7%
	47.29	37.31	-21.1%
	32.77	38.73	18.2%
	39.38	42.18	7.1%
	49.78	58.85	18.2%
	38.37	43.02	12.1%
	1.85	1.43	-22.7%
()	30%	30%	-

	2021	2022
	48.1%	47.3%
	23.3%	20.9%
	8.3%	8.7%
	9.8%	9.8%
	1.2%	1.5%
	24.8%	26.4%


	2021	2022
	103.17	162.41
	391.96	445.82
	1.04	1.06
	0.85	0.85
	48.2%	49.5%

BNTX -1.42 15.93 , BNTX
 -10 37.31
 21.10%

1
 2)
 3
 2.96
 1
 3
 2
 2022 7
 44.8
 A
 1
 2
 3
 A



-



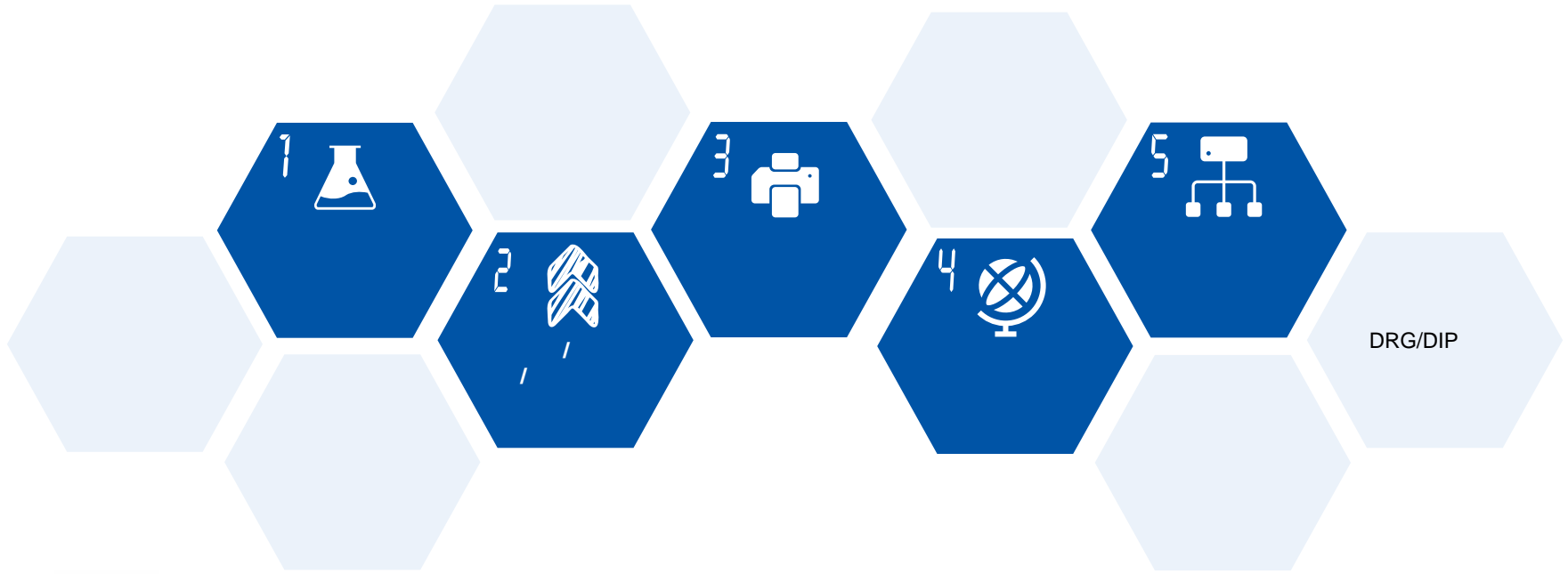
1
2
3
4

BNTX

2022

2021







/ADC RNA



ADC



RNAi

mRNA



CAR-



&



02



CNS



01



03

50%

FIC+BIC





MSI-H ® PD-1

® CAR-T



® CD20


® HER2

®

®

®





FES Fosun Ecosystem/Entrepreneurship System

SRM

INNOX

2022 FES

OBM

OTC

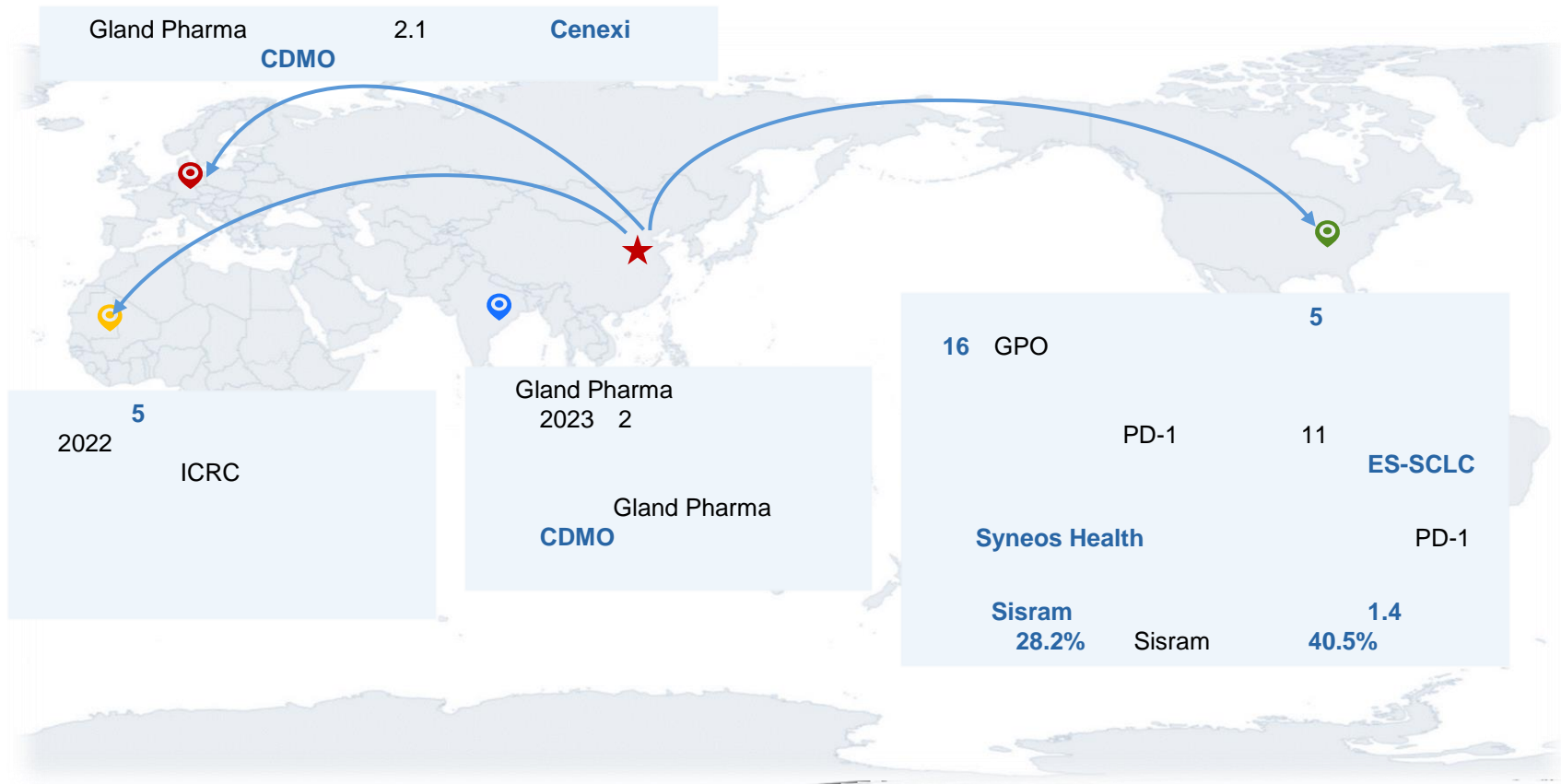
6,000

2022

20.87%

2.46

1/2

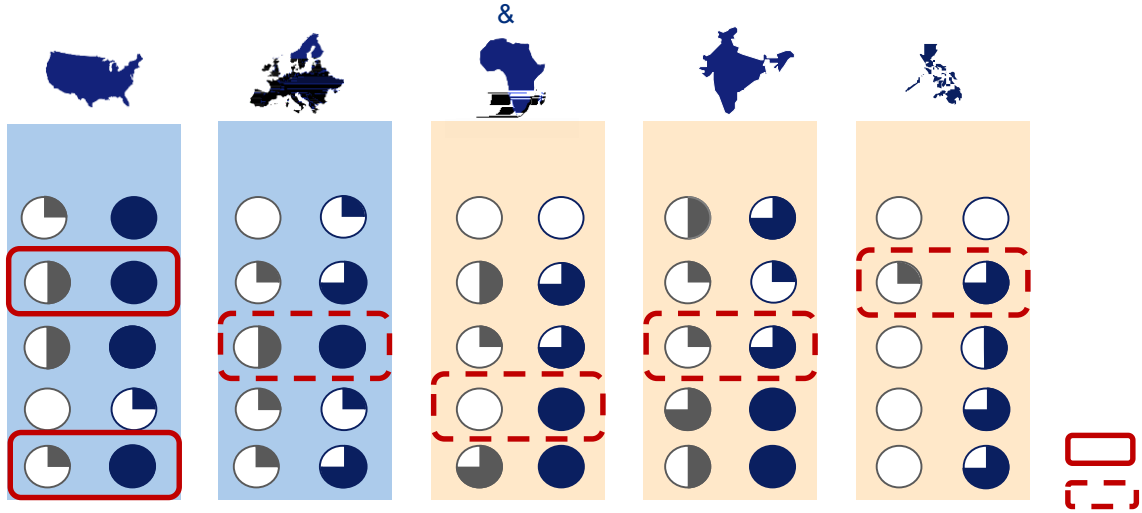




&

&BD&

:



, &BD



MSCI-ESG

A

2022

BBB
2021

BB
2020



Environment

EHS		EHS		EHS	
2022	2021-2026	2022	2021-2026	2022	2021-2026
337,806		115.36			3.2%



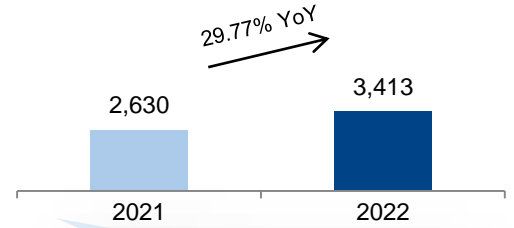
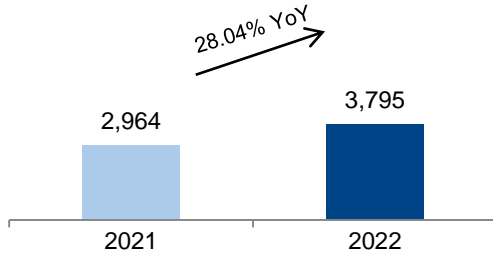
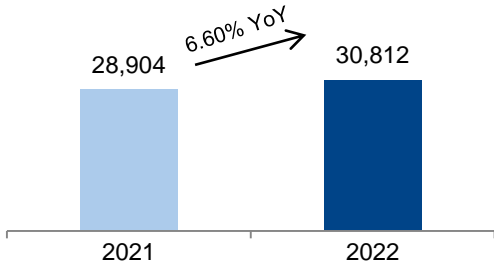


Social

A



-



RNA

/ADC

55.22 26%¹

+39.44% YoY

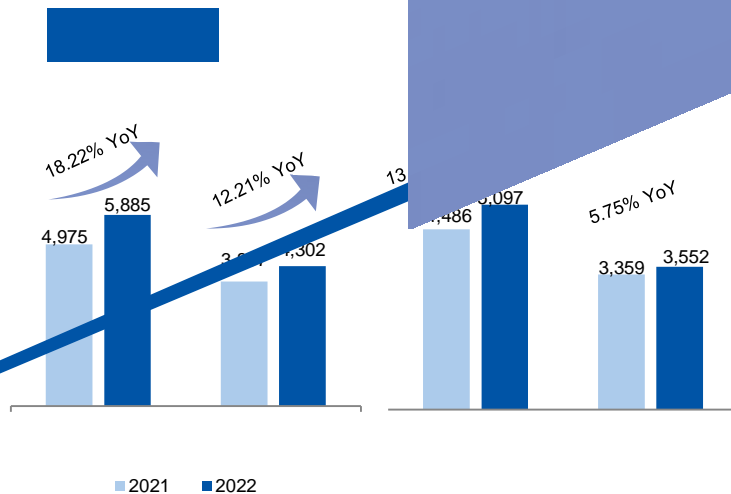
TNF-
PD-1 ® HER2 ®
 ® ®
 ® ®

YoY **50.97** +13.62%
85%

16.54%

11.53% 35.52

30%



260 2022
249
16 PCT 17
48

SCLC PD-1



3.4

2022

9

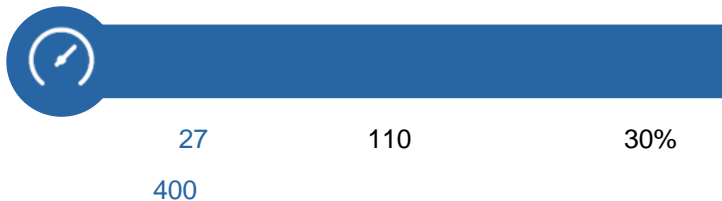


PD-1

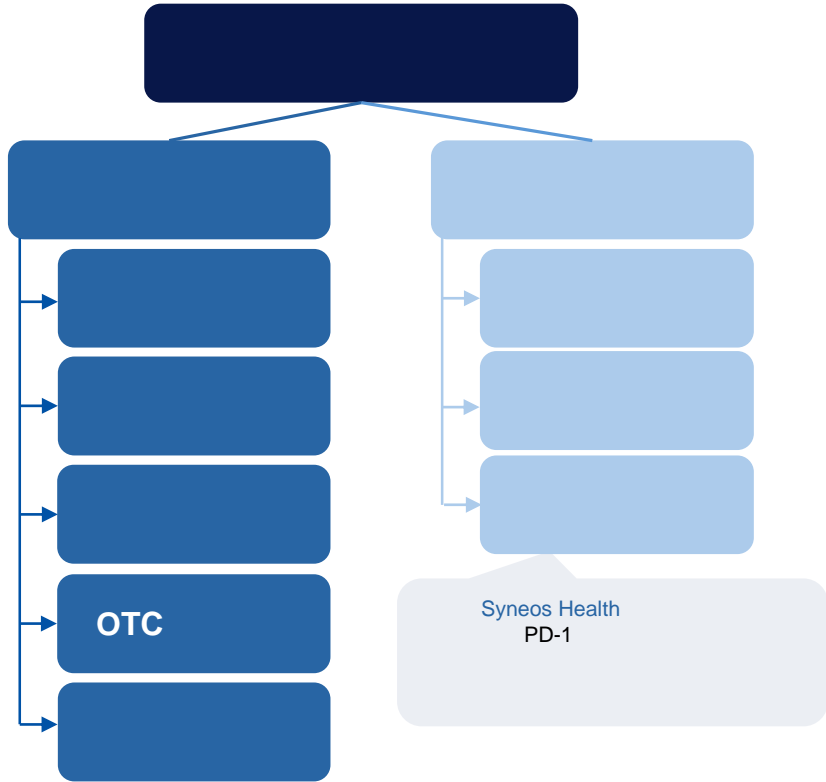
MSI-H

SCLC FDA EC

JAMA British Journal of Cancer Nature Medicine



DTP

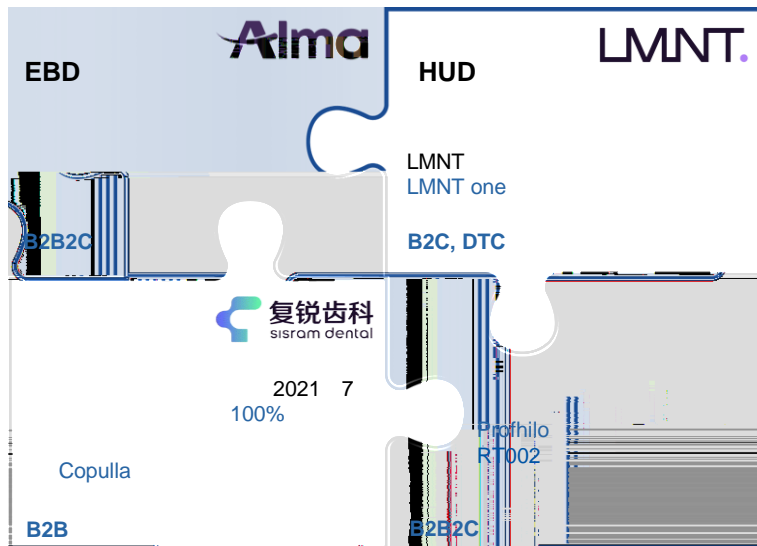


2022			
10	5	mRNA	
		® HER2	
		® CD20	
		®	
5	10	3	®
			®
3	5	8	® PD-1
			®
			®
			VERO
			8
1	3	31	® TNF-
			®
			®
			®
			31

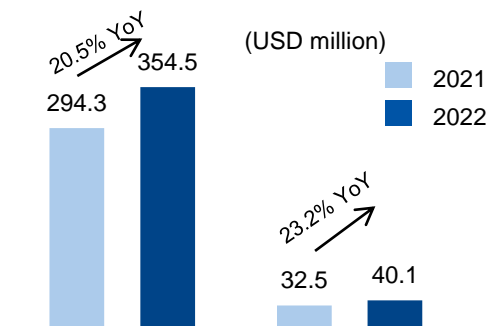




2022



2022



CBD+Professional Skincare Solution

2017
2019
2020
2021
2022

200 800
31.2

2016
2017
Xi

Intuitive Surgical

1,700 4,000



2022 55
300
10

2000 FDA

7,544
2022 12 31
55,000
1,000

Ion

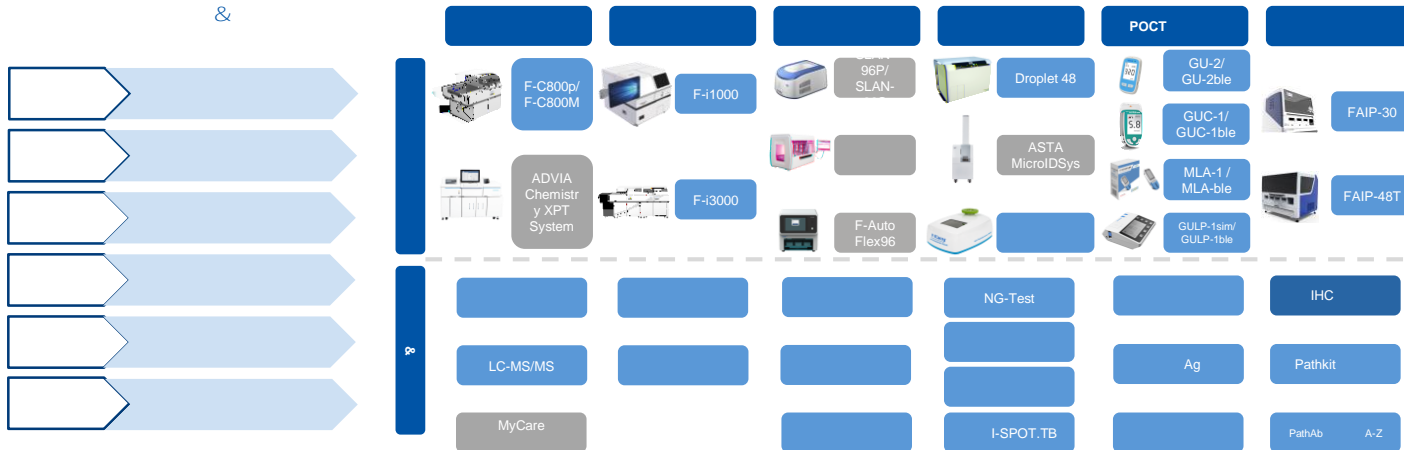
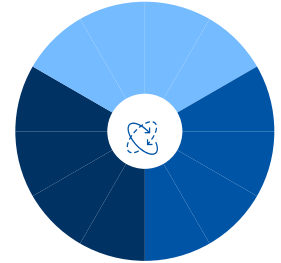
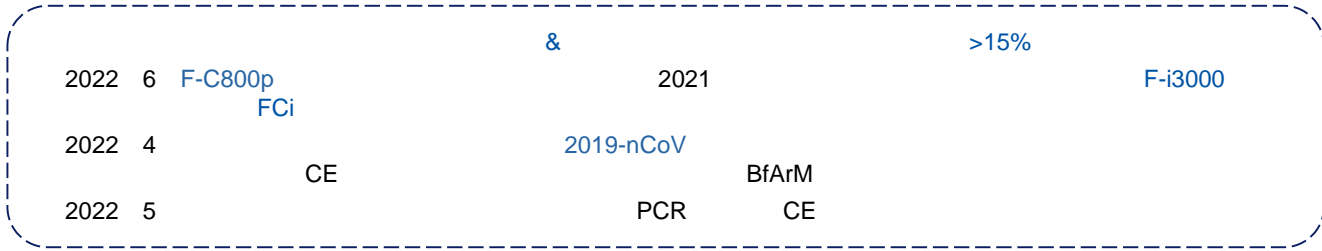
2019 Ion
FDA

2021 10 Ion

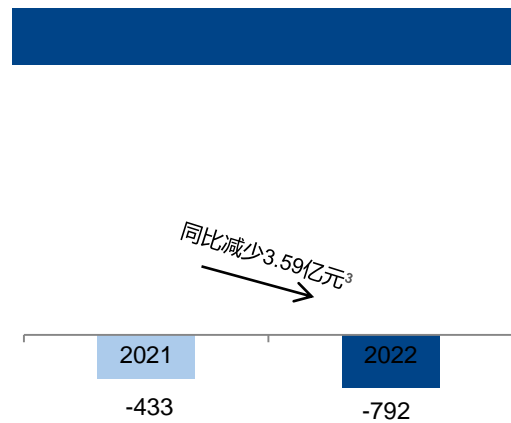
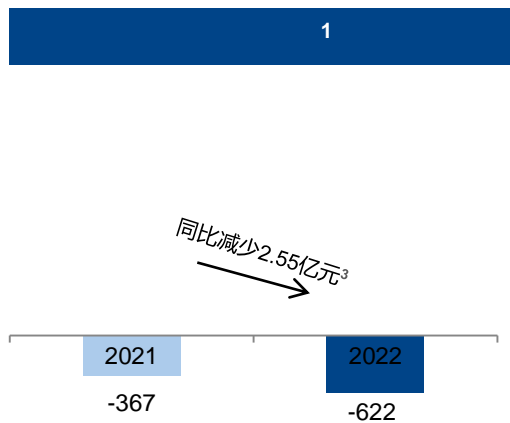
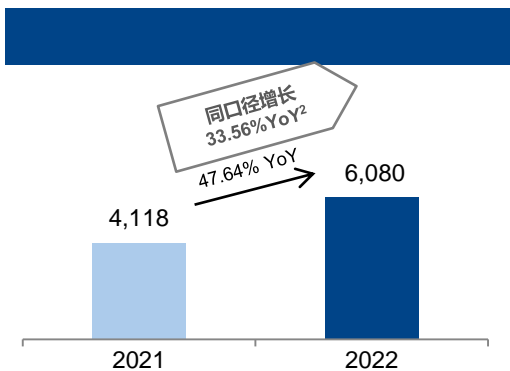
Ion



2022









6,333 *



JCI

JVF



2022

21.45

1,750

1.11

86.47%



2017 11
60%

9.09

600

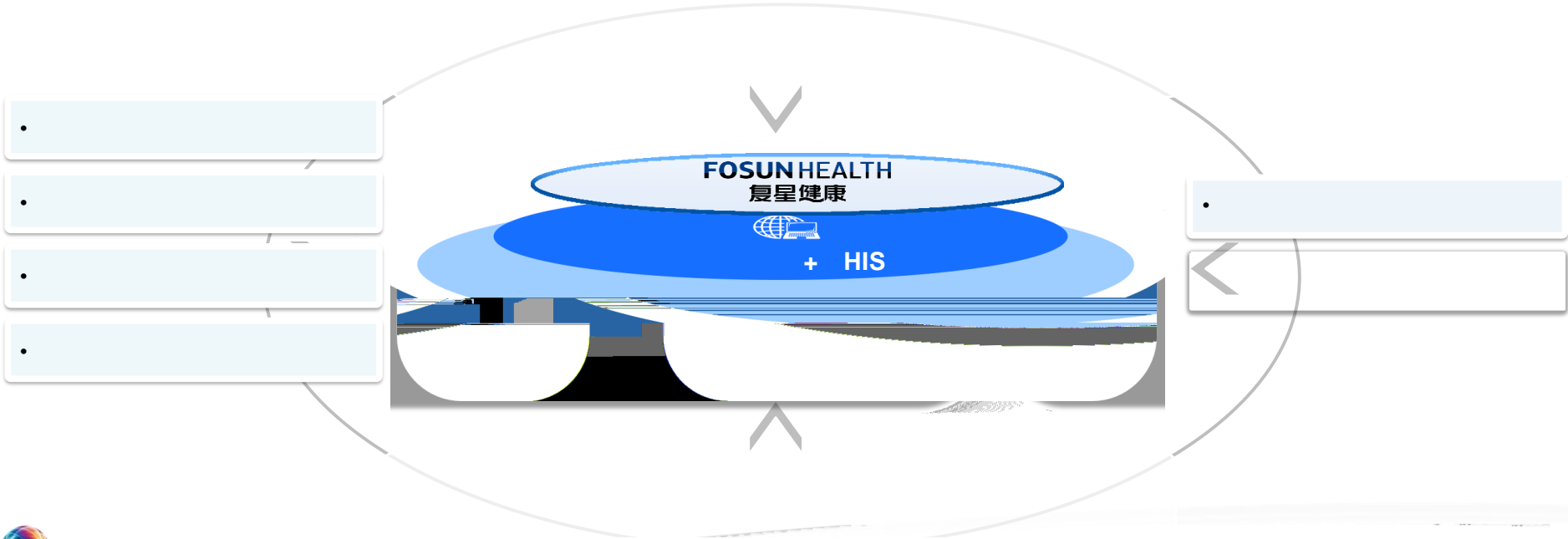


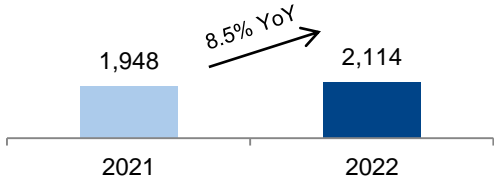
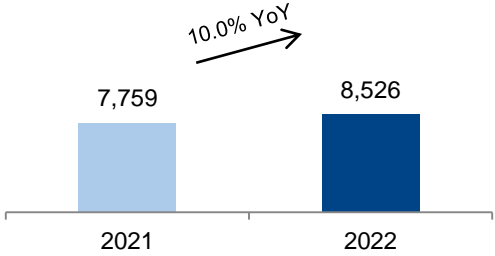
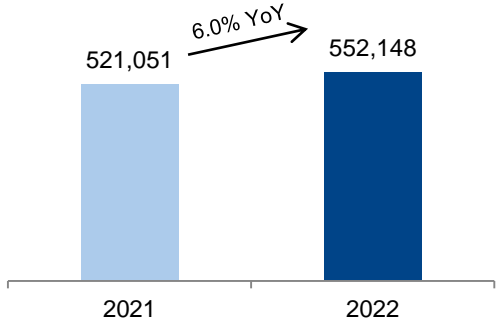
900
2022 1

800

70%









	4,066	4.27%
	1,209	11.77%
	330	13.49%



1/2



2/2

		/		IND	1	2	3	NDA
FS-1502		HER2	HER2					
			HER2					
FS-1502+		HER2+PD-1	HER2					
HLX14	¹ 	RANKL						
HLX26		LAG-3						
HLX35 ²		EGFR 4-1BB						
HLX301		PD-L1 TIGIT						
HLX15		CD38						
HLX13		CTLA-4						
		EPO						
		INSR						
	50R	INSR						
		GLP-1						
RT002			GL					
			CD					

1/2

	/		IND	1	2	3	NDA
FCN-437c	CDK4/6	(1L)	2022	1	NMPA	III	I
		(2L)	2022	1		III	
SAF-189	ALK		2022	1	NMPA	III	I
	ROS1						
HLX-208	BRAF V600E	LCH ECD	2022	1	NMPA	Ib/II	
FCN-159	MEK	I					
			2022	5	NMPA		
			2022	5	NMPA		
YP01001	VEGFR						
FCN-338	BCL-2						
		B					
FH-2001	FGFR/PD-L1						

2/2

		/			IND	1	2	3	NDA
		TPO-R		ITP					
Tenapanor		NHE 3		(ESRD-HD)					
		-							
Tenapanor		NHE 3		(IBS-C)					
FCN-342		URAT1							
Molnupiravir		RNA							
Paxlovid		3CL							
BNT162b2		-							EUA
PA-824		-	/	MDR-TB	XDR-TB	Pretomanid*			
Opicapone		COMT				Ongentys*			
Fortacin		-				*			
ET-26		-							

2022 7

II

2023 2 28

LOGO

Fosun Pharma, the Representor or the Provider will not warrant the accuracy, the completeness and the timeliness of all information and contents, including predictive description, contained in the PPT documents/visual materials. In the event of any mistake, omission, and inaccuracy, Fosun Pharma, the Representor or the Provider should not be held for any liabilities in this regard.

The PPT documents/visual materials will not include and should not be deemed as any investment proposals. The investor should take their own responsibilities for any determinations so come to based upon the information contained in the PPT documents/visual materials.

Fosun Pharma is entitled to all rights, including copyright, pertaining to the PPT documents/visual materials. The characters, the designs and Fosun , are the trade name, trademark and the logos legally owned by Fosun Pharma. Without written consent offered by Fosun Pharma, any third party should not utilize such materials and information in any manner, including reprinting.



www.fosunpharma.com