

600196

2020

10

4.30

" "

"

"

| | |
|-------|-----|
| | 5 |
| | 10 |
| | 15 |
| | 24 |
| | 78 |
| | 102 |
| | 108 |
| | 109 |
| | 124 |
| | 129 |
| | 133 |
| | 338 |

| | | |
|-------------|--|---|
| | | |
| | | / |
| | | 2020 1 1 2020 12 31 |
| | | 2020 12 31 |
| | | |
| | | |
| | | |
| | | |
| | | |
| | | 622 |
| | | |
| | | |
| | | |
| | | |
| | | |
| | | The New York Stock Exchange |
| | | The Swiss Stock Exchange |
| | | The Bombay Stock Exchange |
| | | The National Stock Exchange of India Limited |
| | | |
| | | |
| Pontifax VI | | Amended and Restated Exempted Limited Partnership Agreement of Pontifax(Cayman) VI L.P. |
| | | |
| | | |

Amended and

| | | |
|---------------------|--|-----------------------------|
| Fosun Pharma USA | | Fosun Pharma USA Inc. |
| Gland Chemicals | | Gland Chemicals Pvt Ltd |
| Gland Pharma | | Gland Pharma Limited GLAND |
| GMP | | Good Manufacturing Practice |
| GP | | |
| Hengeni x Hermed | | Hengeni x Biotech, Inc. |

| | | |
|--------|-------|-----------------------------|
| | | |
| | | |
| | | |
| | | |
| | | |
| | | |
| | | |
| | | 02696 |
| Sisram | | Sisram Medical Ltd 01696 |
| | | |
| | | |
| | | |
| | | 00656 |
| | | |
| | | |
| | | |
| | | |
| | | |
| | | |
| | | |
| | | 831472 |
| | | |
| | | |
| | | |
| | | |
| | | |
| | | |
| | | 01099 |
| | | 601969 |
| | | 600837 |
| | 00665 | |
| | | |
| | | |
| | | 600276 |
| | | |
| | | |
| | | |
| | | 000999 |
| | | 600062 |
| | | |
| | | |
| | | |
| | | |

| | | |
|-----|------------------------------------|--------|
| | | |
| | | |
| | | |
| | | |
| | | |
| | | |
| | | |
| | | 08267 |
| | Eli Lilly and Company | LLY |
| | | 000513 |
| | 01513 | |
| | | |
| FDA | U. S. Food and Drug Administration | |
| | | |
| | | 600282 |
| | | |
| | | |
| | | |
| | | |
| | | |
| | | |
| | | |
| | | |
| | | 600429 |
| | | 300452 |
| | | 300226 |
| | | |
| | | 601607 |
| | | 00755 |
| | | |
| | | |
| | | 01093 |
| | | |
| | | |
| | | |
| | | |
| | | |
| | | |
| | | |
| | | |
| | | |
| | | |
| | | |
| | | |
| | | |
| | | |
| | | |

| | | |
|---|--|-----|
| | | |
| | | () |
| | | |
| | | |
| | | |
| / | | |
| | | |

| | |
|--|---|
| | |
| | |
| | Shanghai Fosun Pharmaceutical Group Co., Ltd. |
| | FOSUNPHARMA |
| | |

| | | |
|--|--|------|
| | | |
| | | 1 16 |
| | | |
| | | |

()

| | 2020 | 2019 | (%) | 2018 |
|---|-------|-------|-------|-------|
| | 1.43 | 1.30 | 10.00 | 1.07 |
| | 1.43 | 1.30 | 10.00 | 1.07 |
| | 1.06 | 0.87 | 21.84 | 0.83 |
| % | 10.84 | 11.55 | 0.71 | 10.26 |
| % | 8.04 | 7.77 | 0.27 | 7.92 |

()

()

: :

| | 3,662,812,937.98 | 3,321,617,566.05 | 36,995,533,131.22 | 31,888,066,063.03 |
|--|------------------|------------------|-------------------|-------------------|
| | - | - | -56,887,027.61 | -56,887,027.61 |
| | 3,662,812,937.98 | 3,321,617,566.05 | 36,938,646,103.61 | 31,831,179,035.42 |

()

2020

| | 1-3 | 4-6 | 7-9 | 10-12 |
|--|------------------|------------------|------------------|------------------|
| | 5,880,507,166.48 | 8,147,657,405.62 | 8,074,579,711.93 | 8,204,236,980.14 |
| | 577,198,049.34 | 1,137,512,104.93 | 764,270,397.73 | 1,183,832,385.98 |
| | 436,418,344.88 | 867,929,569.63 | 755,191,526.95 | 657,968,557.22 |
| | 382,496,482.94 | 1,078,800,873.87 | 991,838,163.19 | 126,638,829.87 |

mRNA

| | 2020 | 2019 | 2018 |
|--|------------------|------------------|----------------|
| | 234,128,732.99 | 1,709,222,521.25 | 392,177,190.57 |
| | 68,046,377.18 | 137,859,803.94 | 113,511,501.09 |
| | 1,026,745,164.23 | -277,347,931.16 | 272,152,473.60 |
| | -46,945,442.35 | 30,092,620.17 | 44,059,042.08 |

| | | | | |
|--|------------------|------------------|------------------|-----------------|
| | | | | |
| | 456,650,637.52 | 1,970,095,893.78 | 1,513,445,256.26 | 685,761,841.31 |
| | 1,983,154,536.18 | 1,460,768,948.41 | -522,385,587.77 | -106,300,499.65 |
| | 107,709,225.73 | 1,042,931.91 | -106,666,293.82 | - |
| | 9,719,292.86 | 10,523,617.15 | -804,324.29 | -804,324.29 |
| | 2,557,233,692.29 | 3,442,431,391.25 | 883,589,050.38 | 578,657,017.37 |

" 4I N" Innovation Integration Internationalization
Intelligentization " "

BD

1

2

GI and Pharma

GMP

3

1

1

2020

2020

IQVIA

-11.2%

2019

7

IQVIA

13

GI and Pharma

60

RNA

2,300

1,200

BD

BD

&

2

5G

3D

70%

" " " "

2
2020

> 5 2020 21
2020 67

2020 112
" +"

3
2020

MAH

ICH

2020

4

,

4
2020 3

2020 7

2020 8 2020
2020 12
2020 53

2020 8
2020 59

DIP 2020 DIP DRG DIP

2020 1

2020 7 " "

"

"

"

"

5

2020 6

2020

2020 13

" "

2020 330

" + "

2020 202

2020 405

" " " "

" "

1

836.86 9.94% 250.85

22.95% Bi oNTech

586.01 5.18%

" " "

211.85 25.31%

2

Fosun Pharma USA

GI and Pharma Si sram

Tri dem Pharma Breas Fosun Pharma USA

GI and Pharma FDA

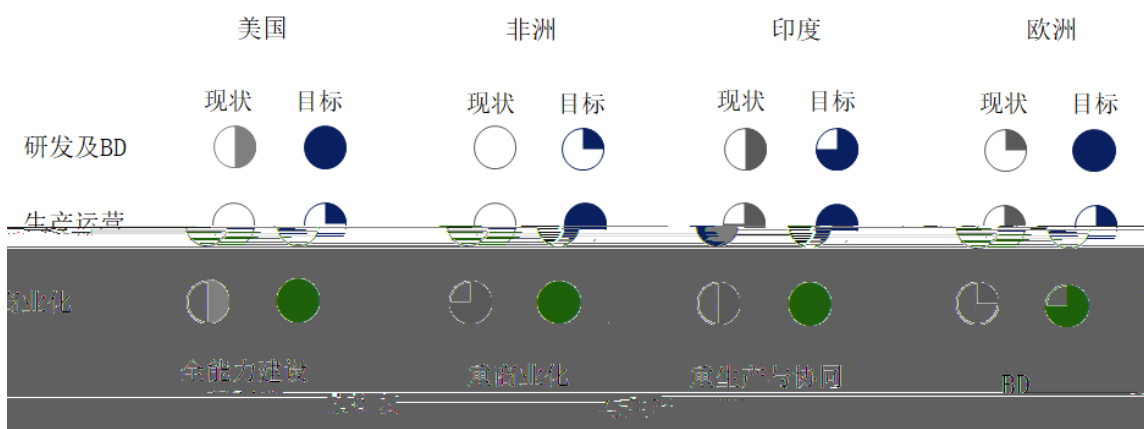
GMP 2020 11 GI and Pharma

74% 58.3612% GI and Pharma GI and Pharma

Si sram

Tri dem Pharma

21



1

40.03

13.21%

2

6,000

1,500 OTC

1,000

1,000

3

BD

BD

&

2020

.ËÖÿ'CEq o\$&- =0-°+Ç ~ à ¼ k -Aú Ý tÅé'2 Â o(C K àÜ! * €}YTá Vò ì sÓ o1

| | | | | |
|---------------|---------------|---------------|-------|-------------|
| | | 218.80 | 0.52% | 22.62 |
| 17.51% | 23.55 | 13.60% | | 36.70 |
| 17.21% | | 16.77% | | 24.68 |
| 7.27 | 41.76% | 11.28% | | |
| | | | 1 | |
| 2,000L | | 7.5 | 2 | 2020 8 |
| | | 1.4 | 3 | |
| | | | | 73.9% 64.3% |
| 353.4% 4 | SPAQ-CO Di sp | | | 52.6% |
| 5 | | | | |
| GI and Pharma | 27.22% | GI and Pharma | | |

| | 2020 | 2019 * | % |
|-----|-------|--------|--------|
| 1 7 | 35.72 | 38.16 | -6.39 |
| 2 7 | 14.78 | 6.20 | 138.39 |
| 3 7 | 39.16 | 44.69 | -12.37 |
| 4 7 | 13.82 | 21.89 | -36.87 |
| 5 7 | 24.87 | 22.96 | 8.32 |
| 6 7 | 10.36 | 11.36 | -8.80 |

2020

39

3

| | | |
|------|----|------------------|
| | | |
| 10 | 2 | |
| 5 10 | 5 | |
| 3 5 | 9 | / VERO CHO |
| 1 3 | 23 | 23 |

2009

24

CMO

2020

BD

RNA

2,300

1,200

7%

247

1

176

12

PCT

16

70

1-

| | | |
|--|-----|--------------------------|
| | | |
| | 56 | / |
| | 18 | 8 2 11 5 2- |
| | 25 | 15 5 111 3 11 3 3- |
| | 13 | 6 4 2 4- |
| | 19 | 6 3 111 5 1 5- 2 |
| | 121 | / |
| | 19 | / |
| | 42 | / |
| | 9 | / |
| | 247 | / |

1
2

Gl and Pharma

FKC876

CD19 CAR-T

B

| | | | | | |
|----|--|----------|---|----|---|
| | | / | | | |
| 1 | | SAF-189 | | II | |
| 2 | | FCN-411 | | I | - |
| 3 | | FN-1501 | | I | I |
| 4 | | FCN-159 | | I | - |
| 5 | | FCN-159 | 1 | | - |
| 6 | | ORIN1001 | | I | I |
| 7 | | FCN-647 | B | | - |
| 8 | | FCN-011 | | | - |
| 9 | | FCN-338 | | | |
| 10 | | FCN-437c | | II | I |
| 11 | | | | I | - |
| 12 | | FCN-207 | | I | - |
| 13 | | ORIN1001 | | - | |

FDA Fast Track Development

Program

| | | | | | |
|----|--|---------------|--------|--------------------|---|
| 10 | | / | | | |
| 1 | | EGFR HLX07 | | Ib/II ¹ | |
| 2 | | | MSI -H | II ² | |
| 3 | | | ESCC | III | - |

4

PD-1

(HLX10)

| | | | | | |
|----|--|-----------------|-----|----|---|
| | | (HLX71) | | | |
| 18 | | PD-1 (HLX10) | HBV | II | - |
| 19 | | -HyFc | | I | - |

1 1b/II

Ia

2

I

II

4-

| | | | | |
|----|--|---------------|------------------|-----|
| | | / | | |
| 1 | | Tenapanor | (IBS-C) | I |
| 2 | | | | III |
| 3 | | Balixaforide | | |
| 4 | | SurvaxM | | |
| 5 | | mRNA BNT162b1 | | I |
| | | mRNA BNT162b2 | | II |
| 6 | | PA-824 | XDR-TB MDR-TB | I |
| 7 | | Opi capone | | I |
| 8 | | | ITP | |
| 9 | | Tenapanor | (ESRD-HD) | |
| 10 | | Bremelanotide | HSDD | I |
| 11 | | Fortacin | | |
| 12 | | RT002 | GL | |
| 13 | | | CD | |

III

2021 2

| | | | | |
|----|--|-------------------------|---------------------|-----|
| | | / | | |
| 1 | | VEGF (HLX04) | mCRC NSCLC | |
| 2 | | EGFR (HLX05) | mCRC HNSCC | |
| 3 | | HER2 II (HLX11) | BC | I |
| 4 | | VEGFR2 III - (HLX12) | GC NSCLC mCRC | I |
| 5 | | CTLA-4 (HLX13) | (RCC) (mCRC) | |
| 6 | | RANKL (HLX14) | OP | I |
| 7 | | CD38 (HLX15) | MM | |
| 8 | | | | |
| 9 | | | | |
| 10 | | | | |
| 11 | | (50R) | | III |
| 12 | | | | III |
| 13 | | (CHO) | | III |
| 14 | | CHO | | |

GI and Pharma 27

FDA

6-

4 GI and Pharma

IDL

28

17

" "

7-

6-

| | | | | |
|---|--|-----------|----------------------|----------------------------|
| | | | | |
| 1 | | 2 | HER2 HER2 HER2 | Zercepac |
| 2 | | 5.1 | CLDT | |
| 3 | | 2 | RA AS PS | |
| 4 | | WHO PQ | | |
| 5 | Esomeprazole Sodium for Injection 27 | US 505(j) | - | GI and Pharma 27 FDA |
| 6 | | 4 | | |
| 7 | | 4 | | |

505(j)

7-

| | | | | | | | |
|----|-----|---|---|--------|-----|--------|---------|
| | | | | | / | / | / |
| 1 | 4+7 | | | 5mg | 7 | 0.49 | 25,137 |
| 2 | | | | 10mg | 7 | 27.86 | 1,600 |
| 3 | | | | 0.25g | 6 | 6.36 | 2,575 |
| 4 | | | | 0.15g | 10 | 1.4 | 465 |
| 5 | | | | 0.25mg | 10 | 0.69 | 5,386 |
| 6 | | | | 0.1g | 100 | 5.02 | 4,261 |
| 7 | | | | 40mg | 16 | 16.48 | 4,667 |
| 8 | | | | 0.1g | 30 | 33.96 | 12,500 |
| 9 | | | | 2mg | 14 | 10.80 | 2,217 |
| 10 | | | | 0.25g | 50 | 6.03 | 6,372 |
| 11 | | | | 10mg | 14 | 15.26 | 446 |
| 12 | | | | 40mg | 32 | 19.17 | 9,600 |
| 13 | | | 2 | 10mg | 10 | 19.51 | 96 |
| 14 | | 1 | 2 | 0.5g | 30 | 20.40 | 7,366.9 |
| | | 3 | 4 | | | | |
| | | 5 | 6 | | | | |
| 15 | | | | 0.2g | 30 | 798.00 | 157 |
| 16 | | | | 20mg | 60 | 58.80 | 2,108 |
| 17 | | | | 0.25g | 100 | 19.49 | 5,984 |

2019

2,000L

" 500mg/50ml / "

2020 4

2020 7

/

2020 11

111

3,000

2020

7.5

2020

5.2

50%

2020 8

HER2

HER2

HER2

2020 7

HER2

EC

60mg

2020 10

400

WHO PQ 21 D-Artepp Di spersi ble
 38 WHO PQ) WHO
 Artesun() WHO
 4,000 SPAQ-CO Di spersi ble +
 1,000 D-Artepp Di spersi ble

2020 3 Bi oNTech
 mRNA mRNA
 Bi oNTech 8,500
 100 1,400 7,000
 Bi oNTech Bi oNTech 35%
 Bi oNTech Bi oNTech 40% 2021 1
 mRNA BNT162b2 2021 3
 II
 2020 10 BCL-2
 4.4 4,000 3.4
 6,000
 4%-8% HLX02 Accord
 2021 1 Intas Accord
 Intas HLX02
 Intas 2,700 1,300 ,
 18%-50%

| | | | | | | | | |
|---|--|---|-----------|--|--|----------------------|-------|--------|
| | | | | | | | | |
| 1 | | COVID-19 | Bi oNTech | | | | 100 | 1,400 |
| 2 | | CXCR4 Bal i xaforti de POL6326 / | Polyphor | | | | 1,500 | 1,900 |
| 3 | | BCL-2 FCN-338 | | | | | 4,000 | 34,000 |
| 4 | | HLX02 | Intas | | | HER2 HER2 HER2 | 2,700 | 1,300 |
| 5 | | VEGF HLX04 | Essex | | | | 1,000 | 1,500 |

Accord Heal thcare Inc.



6,000

2,000

10,000


OTC

1,100

1,500

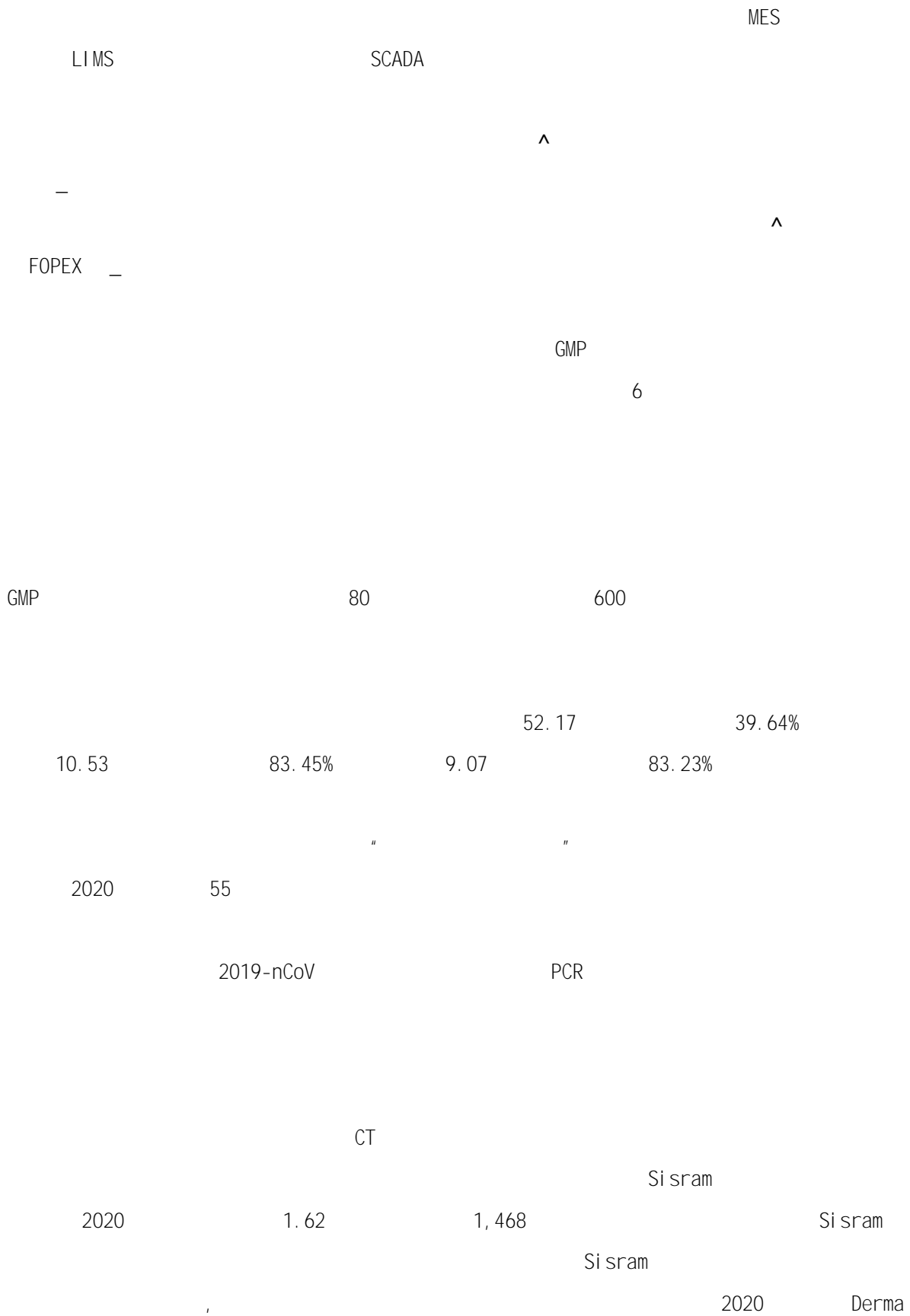
DTP

3,000



GI and Pharma

2021



Clear Harmony XL Pro Opus Plasma() Alma Hybrid

Breas

Si sram

90

7

Si sram

2020

Mycare

Glycotest

ELSPOT

31.72

4.34%

1.95

40.37%

1.09

(.) %

HHH

/

4,610

EHS

"

"

12

2

2

1

3

5

2020 4,564.15 120.97 71.87
7.32% 13.91% 14.95%

3,482.94 3.25% 2020

241.64 22.02% 8,977 2020

894.02 29.02% 2020

" " SAP

BI

2020

2020

40

"

"

"

"

3.45

45.05% 2020

GI and Pharma
GI and Pharma

2020 11

1,500

/

8,333,333

125

11.21

19,368,686

24.31

2020

"

"

" 2020

" " 2020

" "

2020

" " 2020

"

" 2020

ESG

"

" ESG"

ESG

ESG

ESG

ESG

ESG

ESG

ESG

MSCI ESG

" BB"

" BBB"

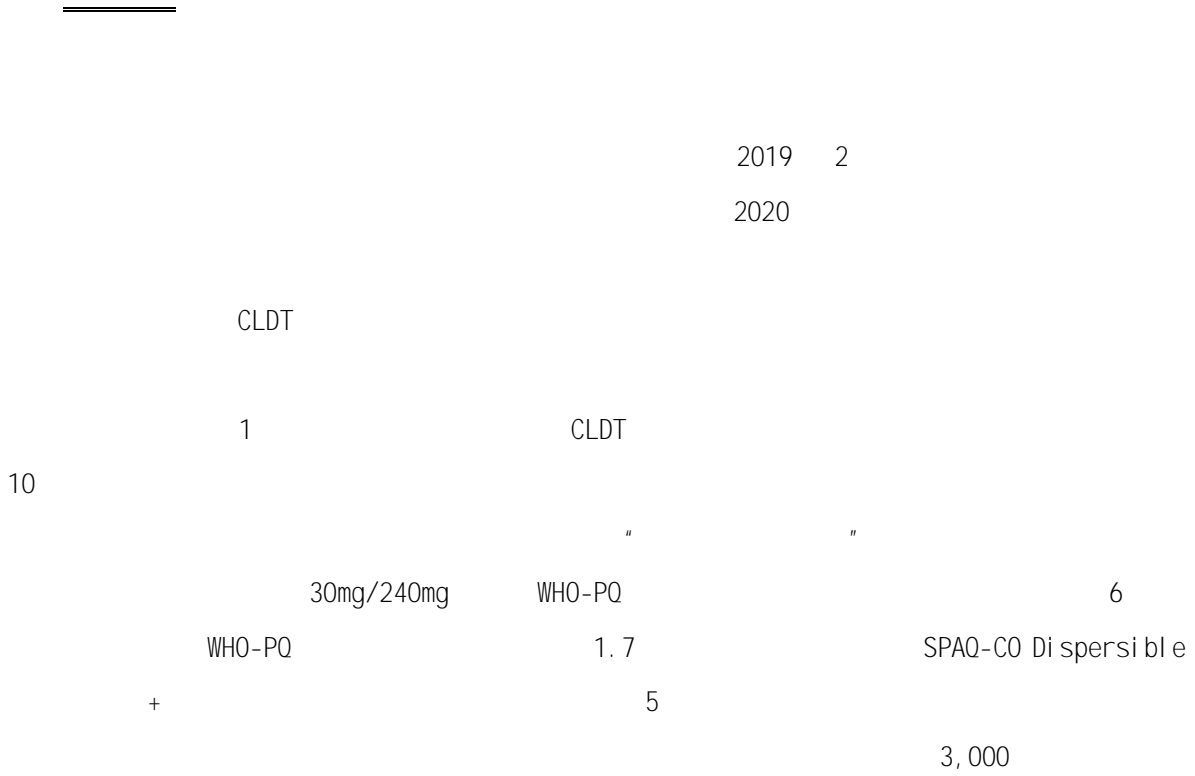
"

"

H

ESG

2020



2019 2
2020

EHS

"

"

" "

EHS

EHS

EHS

100%

EHS

EHS

EHS

EHS

EHS

80%

EHS

1

EHS

0.325 0.514 2016 44% 51%

=====

"

"

"

"

=====

"

-

-

"

/

400

10

2020

18,000

3,000

" " " "

()

1.

:

| | | | % |
|---|-------|-------|--------|
| 1 | 84.64 | 98.47 | -14.04 |
| 2 | 27.95 | 20.41 | 36.94 |
| 3 | 7.24 | 8.65 | -16.30 |
| 4 | 5.79 | -3.53 | 264.02 |
| 5 | 0.06 | 0.18 | -66.67 |
| 6 | 1.48 | 3.90 | -62.05 |
| | | | |

2.

(1).

| | | | % | % | % | % |
|---|--------|-------|-------|----------------|--------|-------|
| 1 | 218.80 | 84.14 | 61.54 | 0.52 | 12.50 | 4.10 |
| | 52.17 | 24.73 | 52.60 | 39.64 | 39.01 | 0.22 |
| 2 | 31.72 | 25.21 | 20.52 | 4.34 | 11.35 | 5.01 |
| | | | % | % ⁵ | % | % |
| | 35.72 | 5.22 | 85.39 | -6.39 | -12.56 | 1.03 |
| 3 | 14.78 | 3.08 | 79.16 | 138.39 | 59.59 | 10.29 |
| 1 | 39.16 | 14.26 | 63.59 | -12.37 | 11.49 | 7.79 |
| 1 | 13.82 | 1.39 | 89.94 | -36.87 | 25.23 | 4.99 |
| 4 | 24.87 | 10.74 | 56.82 | 8.32 | 29.87 | 7.16 |
| | 10.36 | 7.38 | 28.76 | -8.80 | -11.19 | 1.91 |
| | | | % | % | % | % |
| | 221.19 | 89.98 | 59.32 | 0.71 | 17.98 | 5.95 |
| | 81.88 | 44.33 | 45.86 | 23.65 | 13.17 | 5.01 |

1

2

3

4

5

(2).

| | | | | | | | |
|-----------|--|-------|-------|-----|-----|-----|-------|
| | | | | | % | % | % |
| 40mg*16s/ | | 2,112 | 1,890 | 254 | 97 | 74 | 685 |
| | | 83 | 65 | 19 | 543 | 429 | 2,699 |
| | | 5,569 | 4,881 | 802 | 87 | 64 | 602 |

(3).

| | | | | | | |
|---|--|-------|-------|-------|-------|-------|
| | | | | | | |
| | | | (%) | | (%) | (%) |
| | | 84.14 | 62.65 | 74.79 | 64.79 | 12.50 |
| 1 | | 24.73 | 18.41 | 17.79 | 15.41 | 39.01 |
| | | 25.21 | 18.77 | 22.64 | 19.61 | 11.35 |
| | | | (%) | | (%) | (%) |
| | | 5.22 | 6.20 | 5.97 | 7.98 | - |

| | | | | | | |
|--|--|--|--|--|--|--|
| | | | | | | |
|--|--|--|--|--|--|--|

1

2

2020

2020

22%

(4).

| | | |
|-------|--------|--------|
| | 55.69 | 18.38% |
| 34.38 | 11.34% | |
| | 12.50 | 8.73 |

(2).

| | | | |
|-------|-------|--------|--------|
| | 36.70 | 17.21% | 16.77% |
| 24.68 | 7.27 | 41.76% | 11.28% |

5.

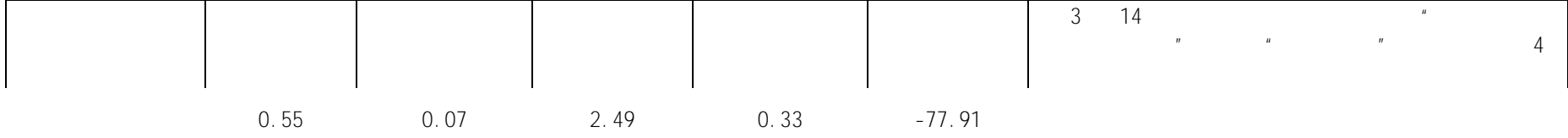
| | | | | |
|--|--------|--------|-----------|-----------|
| | | | | |
| | 25.80 | 32.22 | -19.94 | |
| | -47.06 | -1.72 | -2,636.05 | Bi oNTech |
| | 14.67 | -19.36 | 175.77 | Gl and |

()

()

1.

| | | % | | % | % | |
|--|-------|------|-------|------|--------|--|
| | 19.70 | 2.35 | 4.57 | 0.60 | 331.07 | Bi oNTech |
| | 6.29 | 0.75 | 4.45 | 0.58 | 41.35 | |
| | 51.63 | 6.17 | 39.41 | 5.18 | 31.01 | |
| | 14.95 | 1.79 | 4.16 | 0.55 | 259.38 | 1.25 mRNA |
| | 0.01 | - | 1.08 | 0.14 | -99.07 | |
| | 41.22 | 4.93 | 31.50 | 4.14 | 30.86 | |
| | 7.46 | 0.89 | 5.25 | 0.69 | 42.10 | |
| | 3.23 | 0.39 | 1.61 | 0.21 | 100.62 | |
| | 3.47 | 0.41 | 2.45 | 0.32 | 41.63 | |
| | 29.42 | 3.52 | 21.53 | 2.83 | 36.65 | |
| | 10.20 | 1.22 | 5.04 | 0.66 | 102.38 | |
| | 69.96 | 8.36 | 25.62 | 3.37 | 173.07 | 1 " 16 01" 2021 3 4 " " 2 13 10 " 18 01" " 18 03" " " 3 12.5 " 17 01" 2020 |



2.

3.

()

1. ()

(1).

"

"

"

"

(2).

| | | | |
|-----|------|-------|-------|
| () | | / | |
| | 40mg | 16.64 | 4,667 |
| | 2mg | 10.80 | 2,217 |

2.
(1).

(2).

(3).

| | | | |
|----|----------------------------------|--------|--------|
| | | | |
| 1 | FCN-207 | 1 | |
| 2 | FCN-011 | 1 | |
| 3 | FCN-159 | 1 | I |
| 4 | FCN-338 | 1 1 | 505(b) |
| 5 | RT002 Daxi botul i numtoxi nA | 1 | |
| 6 | RT002 Daxi botul i numtoxi nA | 1 | |
| 7 | CTLA-4 HLX13 | 2 | |
| 8 | RANKL HLX14 | 2 | |
| 9 | HLX56 | 2 | |
| 10 | mRNA BNT162b1 BNT162b2 | 1 | |
| 11 | FN-1501 | 1 | |
| 12 | CD38 | | |

| | | | |
|---|---------|--|--|
| 1 | FCN-647 | | |
|---|---------|--|--|

(4).

(5).

" " " "

(6).

3.
(1).

BU
6,000

OTC

(2).

4.

()

1

| | |
|---|------------|
| | 371,791.54 |
| | 201,181.17 |
| | 170,610.37 |
| % | 84.80 |

(1)

| | | | |
|-----------|----------------------|--------------------------|--------|
| | 2020 3 13 | 2020 3 20 | |
| Bi oNTech | Bi ndi ng Term Sheet | Subscri pti on Agreement | 31.63 |
| / | Bi oNTech | 1,580,777 | 5,000 |
| | Bi oNTech | 0.7% ¹ | |
| | | 2020 4 | |
| | Bi oNTech | 54,451 | 11.64% |
| Bi oNTech | | | |
| mRNA | | | |
| 2020 5 18 | / | | |

2020 8
-0.06% -0.03%

2020 6

282 133

2020 6 18
36,599

25%

90%

2020 7

10,800

90%

2020 10

3,043

0.65%

43,500

100%

2020 3

-1

-0.0002%

6,500

Hengeni x

100%

Hengeni x 4,206

-0.90% Hengeni x

2020 7 16 Fosun Pharma AG Fi nanci ère des Li ces Fi nal
 Agreement on Second Purchase Pri ce , Fosun Pharma AG 1,320 Fi nanci ère
 des Li ces Tri dem Pharma18% Fosun Pharma AG
 Tri dem Pharma100% Fosun Pharma AG

2020 7 22

16,000 ²

100%

2020 11

122

0.03%

2020 9 8

74,243.90

10.044%

61.044%

020

2

2020 12

Ponti fax VI

0

0% Ponti fax

VI

(2)

| | | | | | | | | |
|------|---|-----|--------|--|---|--|---|--------|
| 2020 | 3 | 25 | | | | | | 12,630 |
| | | 303 | | | | | | |
| 2020 | 3 | 30 | | | | | | / |
| | | | 72,000 | | " | | | " |
| | | | | | | | / | |

(3)

| | | | | | | | | |
|--|--|------------|---|---------|------|--|---|------|
| | | | | | | | | |
| | | 002099. SZ | - | 924,000 | 0.08 | | - | 0.01 |
| | | 300244. SZ | - | | | | | |

1,422

1,775

0.38%

II

| | | | | | | |
|-------------------|------|----|----|-----------------|------------------------------|---------------|
| 2 | 2020 | 8 | 28 | Fosun Pharma AG | Polyphor | Collaboration |
| | | | | Fosun Pharma AG | Polyphor | |
| | | | | | / | |
| | | | | Know-how | CXCR4 | Balixafortide |
| POL6326 | | / | | Fosun Pharma AG | Polyphor | 3,400 |
| | | | | | | 14,800 |
| 2 | | | | | | |
| 1 | 2020 | 9 | 29 | Accord | Binding Term Sheet | |
| | | | | Accord | HLX02 | |
| | | | | | Accord | Intas |
| 2021 | 1 | 4 | | Intas | License Agreement | |
| | | | | HLX02 | Intas | Intas |
| | | | | | | 4,000 |
| 2 | 2020 | 10 | 15 | Essex | Co-development and Exclusive | |
| License Agreement | | | | | HLX04 | VEGF |
| | | | | | Essex | |
| | | | | | Essex | |
| | | | | Essex | | 2,500 |
| 3 | 2020 | 10 | 29 | | License Agreement | |
| | | | | BCL-2 | FCN-338 | |
| | | | | | | 38,000 |
| | | | | | | 6,000 |
| 4 | 2020 | 11 | 25 | Bi nacea | License and Co-Development | |
| Agreement | | | | | HLX35 | EGFR 4-1BB |
| | | | | Bi nacea | | |

Bi nacea

Bi nacea

9,800

67,000

()

1

| | | | | | | | | |
|--|--|--|--|--|--|--|--|--|
| | | | | | | | | |
|--|--|--|--|--|--|--|--|--|

1
2
3
4

Si sram

2 10%

| | | | | | | | | |
|--|--|--|------|----------|--------|----------|--------|--------|
| | | | | | | | | |
| | | | 1.00 | 3,111.82 | 902.68 | 4,564.15 | 155.88 | 121.07 |

3

2020
2020 2 27

50%

100%

2020 4 8

Share Transfer Agreement

51%

100%

2020 7 22

100%

100%

2020

| | | | | |
|--|--|------|-------|------------|
| | | | | |
| | | 0.89 | 0.67 | 2020 3 19 |
| | | 0.02 | -0.09 | 2020 5 9 |
| | | 1.25 | 0.01 | 2020 11 20 |

2020

2020 2 29

2020 6 24

2020 7 20

2020 10 26

60%

2020

| | | | | | | | |
|--|--|--|--|--|------|---|----|
| | | | | | 2020 | 2 | 29 |
|--|--|--|--|--|------|---|----|

" "

()

"

"

"

"

"

"

CDMO

()

2021

2021

mRNA

Opi capone

GI and Pharma

GI and Pharma

2. 52

" Sputni k V"

WHO-PQ

2021

10

FCN-159

2021

2021

"

"

2021

BD

m

2021

2021

()

GMP

25

2021

ICH

3

1

2 /

/

GMP

6

()

()

()

()

| | | | | | | |
|---|--|---|--|---|------------------------------|--|
| | | | | | | |
| A | | | | | | |
| H | | Fosun Internationa l Holdings Ltd. | | 1 | 2 | |
| | | | 2019 9 19 12 / A / H 10,000 2019 9 19 2,562,898,545 2% 12 2% | | 2019 9 19 2020 9 18 | |
| | | | 2020 12 1 12 / 2020 12 1 2021 11 | | | |

| | | | | | | |
|---|--|--|---|--------------------|--|--|
| | | | / H 10,000 2020 12 1 2,562,898,545 2% 12 2% / | A 30 | | |
| A | | | A | 2020 11 25 A | | |

A

1

2

3

2

4

A

5

6

| | | | | | | |
|--|--|--|---|--|--|--|
| | | | 7 | | | |
|--|--|--|---|--|--|--|

1
2

2012 10 13

()

()

" "

2020 6

2020 10

"

33"

| | |
|--|-----|
| | |
| | |
| | 275 |
| | 13 |
| | |
| | 120 |
| | 9 |

| | | |
|--|--|----|
| | | |
| | | 75 |
| | | 0 |
| | | 0 |
| | | 0 |

2021 2

A

2010

A

()

()

2

| | | | | | | |
|---|--|--|--|-----------|--------|--|
| | | | | 2 | (%) | |
| 1 | | | | 30,017.55 | 2.0968 | |

1 3

| | | | | | | |
|-------------------------------|--|--|--|-----------|--------|--|
| 1 | | | | 11,724.43 | 0.3869 | |
| | | | | 8,545.88 | 0.2820 | |
| | | | | 5.64 | 0.0002 | |
| | | | | 2.40 | 0.0001 | |
| KOLLER FORMENBAU GMBH | | | | 359.52 | 0.0119 | |
| 1 | | | | 1,939.38 | 0.1355 | |
| Dhananjaya Partners LLP | | | | 22.94 | 0.0016 | |
| Sasikala Properties LLP | | | | 8.37 | 0.0006 | |
| | | | | 833.69 | 0.0582 | |
| 1 | | | | 571.48 | 0.0189 | |
| | | | | 53.90 | 0.0018 | |
| | | | | 94.20 | 0.0031 | |
| | | | | 945.12 | 0.0312 | |
| | | | | 29.02 | 0.0010 | |
| 4 | | | | 57.80 | 0.0019 | |
| | | | | 146.57 | 0.0048 | |
| | | | | 11.91 | 0.0004 | |
| 1 | | | | 55.69 | 0.0018 | |
| | | | | 157.54 | 0.0052 | |
| | | | | 3.53 | 0.0001 | |
| | | | | 461.71 | 0.0152 | |
| | | | | 0.96 | 0.0000 | |
| | | | | 3.77 | 0.0001 | |

| | | | | | | |
|-----|----------------|--|--|-----------|--------|--|
| | | | | | | |
| | | | | 0.82 | 0.0000 | |
| NFH | ¹ | | | 151.35 | 0.0050 | |
| | ^{1 3} | | | 11.22 | 0.0008 | |
| | ¹ | | | 2,837.09 | 0.1982 | |
| | | | | 5.85 | 0.0004 | |
| | ¹ | | | 403.79 | 0.0282 | |
| | | | | 22.89 | 0.0016 | |
| | ¹ | | | 508.39 | 0.0355 | |
| | | | | 15,042.83 | 0.4963 | |
| | | | | 17,366.62 | 0.5730 | |
| | | | | 2,578.27 | | |
| | | | | 5,930.00 | | |
| | | | | 97,961.90 | | |

1 /

2

3 2020 3 2020 2020 1-2

4 2020 3 2020 2020 1-3

2

3

2020 1 1

4,980 3,934.20 2020 9 3,934.20

79%

2020 9 17 Kite Pharma

Kite Pharma

600 600

2020 10

50%

4

()

1

| | |
|--|---|
| | |
| | 2020 3 31 http://www.sse.com.cn |
| | 2020 5 19 http://www.sse.com.cn |
| | 2020 8 15 http://www.sse.com.cn |
| | 2020 9 18 http://www.sse.com.cn |
| | 2020 10 24 http://www.sse.com.cn |
| | 2020 11 11 http://www.sse.com.cn |
| | 2020 12 29 |

2

3

2020 8 21

Hermed AI pha

Hermed AI pha

5,552.64

1,483,089.22

2020 9

2.4929%

()

1

2

3

()

()

1

2

3

()

| | | : | : |
|-----|--|---|-----------|
| | | | 0 |
| A | | | 0 |
| | | | |
| | | | 1,048,301 |
| B | | | 1,840,545 |
| A+B | | | 1,840,545 |

2.
(1)

| | | 1 | 2 | |
|--|--|-----------|-----------|---|
| | | 20,000.00 | 9,000.00 | 0 |
| | | 55,000.00 | 25,000.00 | 0 |
| | | 6,000.00 | 3,000.00 | 0 |
| | | 32,239.89 | 18,320.00 | 0 |
| | | 18,883.98 | 18,883.98 | 0 |
| | | 72,300.00 | 12,100.00 | 0 |
| | | 5,000.00 | 5,000.00 | 0 |
| | | 13,575.02 | 0 | 0 |
| | | 600.00 | 0 | 0 |

1
2

18,883.98

(2)

(3)

3.

()

1 GI and Pharma
2019 6 25 2018

GI and Pharma
170,444
1,480,500

GI and Pharma

2

/

2019 9 19 2020 9 18

A / H

10,000

2019 9 19

2,562,898,545 2% 12

2% 2020 9 18 2019 9 19

2020 9 18

17,169,500 H 39,538

2019 9 19 0.67% 12

2%

/

2020 12 1 2021 11 30

/ H 10,000 A

12 1 2,562,898,545 2% 12 2020

2%

2,150,000 H 6,193.34

2020 12 1 0.08% 12

2%

3

2020 11 2 2021 4 30

341,680 A 2020 9 29

2,562,898,545 0.013% 2021 1

18 322,700 A 2020 170,000 A

1,744.31 2020 973.85 2020 9 29

0.013% 2021 152,700

4

2020 4

[2020]701

50 24

2020 5 2020 6 [2020]SCP325

[2020]MTN677

50

2

5

2020 3 2

2020

6

2.50%

270

2020 4 8

2020

3

2.20%

90

6

2019 12 30

2019

GI and Pharma

[2020]417

GI and Pharma

GI and Pharma

2020 11 20

GI and Pharma

GI and Pharma

43,196,968

1,500 /

GI and Pharma 58.36%

2020 5 28

2020

A

7 H

2020 6 30

2019

H

(29%)

H 20%

2020 12 31

()

1.

" "

2.

1,100

1

" "

" "

2

" "

500

5,400

31

"

"

300 2020 10

"

"

"

— — ®

"

"

2030

— HER2 FISH " " HER2

"

"

| | | |
|------|------|---|
| 5.2 | | 5 |
| 6. | | |
| 6.1 | | 3 |
| 6.2 | | 8 |
| 2020 | " | " |
| | 2019 | - |

4.

" "

()

2020

<http://www.sse.com.cn>

()

1.

/ /

1

3

2

3

4

(1)

mg/L

mg/L

| | | | | | | |
|--|--|------|-----|------|--|--|
| | | 46.3 | 300 | 4.69 | | |
| | | 1.8 | 30 | 0.18 | | |
| | | 62.7 | 300 | 4.13 | | |
| | | 0.6 | 30 | 0.04 | | |
| | | 52.1 | 400 | 2.32 | | |

| | | |
|--|--------|--------|
| | 169 | 169 |
| | 478.16 | 478.16 |
| | 4.52 | 4.52 |
| | 663.51 | 562.25 |
| | 94.6 | 94.6 |
| | 145.18 | 145.18 |

(2)

(3)

" "

(4)

(5)

| / /

(6)

/

2.

/

VOCs

EHS

/

/

/

/

"

"

"

"

/

"

"

/

3.

4.

()

()

| | | | (%) | | | | |
|-------------------------------------|-------------|-------------|-------|---|--|-------------|--|
| | | | | | | | |
| | 0 | 938,095,290 | 36.60 | 0 | | 0 | |
| HKSCC NOMINEES LIMITED ¹ | -193,750 | 551,061,098 | 21.50 | 0 | | - | |
| | 0 | 38,736,157 | 1.51 | 0 | | 0 | |
| ² | -8,384,872 | 32,793,680 | 1.28 | 0 | | 0 | |
| 005L CT001 | -25,628,985 | 26,772,761 | 1.04 | 0 | | 0 | |
| | 0 | 24,067,700 | 0.94 | 0 | | 0 | |
| | 17,426,746 | 17,426,746 | 0.68 | 0 | | 0 | |
| 50 | 1,255,958 | 8,980,116 | 0.35 | 0 | | 0 | |
| | 1,232,787 | 8,766,765 | 0.34 | 0 | | 0 | |
| | 6,722,600 | 6,722,600 | 0.26 | 0 | | 0 | |
| | | | | | | | |
| | | | | | | | |
| | | 938,095,290 | | | | 938,095,290 | |
| HKSCC NOMINEES LIMITED ¹ | | 551,061,098 | | | | 551,061,098 | |
| | | 38,736,157 | | | | 38,736,157 | |
| ² | | 32,793,680 | | | | 32,793,680 | |
| 005L CT001 | | 26,772,761 | | | | 26,772,761 | |
| | | 24,067,700 | | | | 24,067,700 | |
| | | 17,426,746 | | | | 17,426,746 | |
| 50 | | 8,980,116 | | | | 8,980,116 | |
| | | 8,766,765 | | | | 8,766,765 | |
| | | 6,722,600 | | | | 6,722,600 | |
| | | | | | | | |
| | | | | | | | |

1 HKSCC NOMINEES LIMITED

51,753,000 H

2.02%

2

()

10

()

1

| | |
|--|---|
| | |
| | |
| | 1994-11-17 |
| | |
| | 1 600282 2 600655 3 601969 4 Si sram 01696 5 02696 6 GI and Pharma GLAND 7 603919 8 01818 9 00755 10 600429 11 000685 12 002482 13 300840 14 003001 15 01164 16 601336 01336 17 601077 03618 |

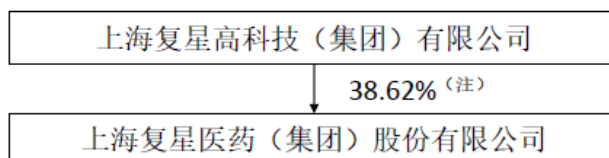
| | | | |
|--|--------|----------------------------------|--------|
| | 18 | | |
| | 688018 | | |
| | 19 | | |
| | 300801 | | |
| | 20 | EOS IMAGING SA | EOSI |
| | 21 | NFH | NFH |
| | 22 | | 300452 |
| | 23 | Nature's Sunshine Products, Inc. | |
| | | :NATR | |
| | 24 | | 6620 |
| | | | |

2

3

4

5




注：其中包含复星高科技直接持有的占复星医药总股本的约36.60%的A股股份及通过HKSCC NOMINEES LIMITED持有的占复星医药总股本的约2.02%的H股股份。

()

1

2

| | |
|--|-------|
| | |
| | |
| | 1 |
| | 00656 |



6

()

()

| | | | | | | | | | | | | | | | | | | | | |
|--|--|--|---|------|---|----|--|------|---|----|--|-----------|--|-----------|--|--|--|--|---|---|
| | | | 1 | | | | | | | | | | | | | | | | | 2 |
| | | | | 2016 | 8 | 31 | | 2022 | 6 | 24 | | | | | | | | | | |
| | | | | 51 | | | | | | | | 1,060,900 | | 1,060,900 | | | | | 0 | |

| | | | | | | | | | | |
|--|--|--|----|------------|------------|---------|---------|---|--------|--|
| | | | | 2015 4 2 | 2016 6 6 | | | | | |
| | | | 56 | 2020 10 29 | 2022 6 24 | 202,500 | 202,500 | 0 | 837.84 | |
| | | | | 2016 7 7 | 2020 10 28 | | | | | |
| | | | | 2011 7 1 | 2016 7 6 | | | | | |
| | | | 51 | 2020 10 29 | 2022 6 24 | 0 | 0 | 0 | 298.56 | |
| | | | | 2020 9 8 | | | | | | |

| | | | | | | | | | | | |
|------------|---|---|----|-----------|------------|-----------|-----------|----------|---|-----------|---|
| Hegun Yi n | | | 56 | 2019 2 11 | 2020 5 6 | 0 | 0 | 0 | | 234.19 | |
| | | | 43 | 2020 1 21 | 2020 4 17 | 0 | 0 | 0 | | 111.75 | |
| | | | 53 | 2020 1 21 | 2020 5 31 | 0 | 0 | 0 | | 189.53 | |
| | | | 43 | 2020 1 21 | 2020 10 30 | 0 | 0 | 0 | | 147.01 | |
| | | | 38 | 2020 1 21 | 2020 12 24 | 0 | 0 | 0 | | 233.34 | |
| | | | 49 | 2020 1 21 | 2021 2 28 | 30,000 | 30,000 | 0 | | 262.30 | |
| | / | / | / | / | / | 2,900,725 | 2,455,725 | -445,000 | / | 11,561.89 | / |

- 1
- 2
- 3

| | | | | | | | | | | |
|--|--------|--|--------|-------------------------|-------|----------------|-------|--|--|--------------------------------|
| | 2004 4 | | | | | | | | | |
| | | | | Si sram Gland Pharma | | 01696 GLAND | | | | 02696 01099 |
| | | | | | | | | | | |
| | | | | | | | | | | |
| | GLAND | | NFH | 02696 NFH | | | | | | 00656 Gland Pharma 01099 |
| | | | 600429 | | | | | | | |
| | 300244 | | | | | 1783 | | | | |
| | | | | | 01761 | | | | | |
| | | | | | | | 00656 | | | |
| | | | | | 08247 | | | | | 01099 |
| | 2 12 | | | | | | | | | |
| | | | | | | | | | | 2010 |
| | | | | | 00363 | | | | | 00980 |
| | | | | | | | | | | |
| | | | | | | | | | | 00656 |

| | | | | | | | |
|--|-------|--------|----------------------|-------|----|--------|--------|
| | | | 600655 | | | 601969 | |
| | 01818 | 831472 | | 2020 | 12 | 00755 | |
| | | | 600655 | | | 00656 | 600827 |
| | 12 | , | | 00755 | | | 2020 |
| | | | Paris Realty Fund SA | | | PAR | |

| | | | | | | | | | |
|--|--|--------|--------|--------|--------------|--------|--|--|-------------------|
| | | | | | | | | | |
| | | | | 06618 | | | | | Towson University |
| | | 01099 | | | | | | | |
| | | | 688007 | | | | | | 600998 |
| | | | | TCL | | 01070 | | | |
| | | 000783 | | | | | | | |
| | | 2011 5 | | | | | | | 600827 |
| | | | | | | | | | |
| | | 600621 | | | | | | | |
| | | | | | | | | | |
| | | | | | | | | | 300290 |
| | | | | 300999 | | | | | 600623 |
| | | | | | 834166 | | | | |
| | | 01065 | | | | | | | 600874 |
| | | | | | | 300363 | | | |
| | | | | | 601866 02866 | | | | |
| | | 601229 | | | | | | | 600018 |
| | | | | | | | | | |
| | | 2010 1 | | | | | | | |
| | | | | | | | | | |
| | | | | | | | | | |
| | | 2010 6 | | | | | | | |

2017 4
GI and Pharma

GLAND

OTC

2000 5

02696

GI and 4D 38 8B8138(P 38 h) 02696
OTC



01099

F. Hoffmann-La Roche AG

()

()

| | | | | |
|--|--|--|---------|--|
| | | | | |
| | | | 2015 7 | |
| | | | 2017 11 | |
| | | | 2015 7 | |
| | | | 2017 11 | |
| | | | 2017 11 | |
| | | | 2020 2 | |
| | | | 2020 2 | |

| | | | | |
|--|--|--|---------|--|
| | | | 2008 6 | |
| | | | 2020 12 | |
| | | | 2006 3 | |
| | | | 2018 7 | |
| | | | 2017 4 | |
| | | | 2019 7 | |
| | | | 2020 11 | |
| | | | 2019 4 | |
| | | | 2019 4 | |
| | | | 2020 6 | |
| | | | 2020 12 | |
| | | | 2020 12 | |
| | | | 2016 2 | |
| | | | 2016 8 | |
| | | | 2018 7 | |
| | | | 2009 3 | |
| | | | 2017 2 | |
| | | | 2017 7 | |
| | | | 2019 3 | |
| | | | 2012 | |

| | | | | |
|--|-------------------------------|--|---------|---------|
| | | | 2017 5 | |
| | | | 2017 7 | |
| | | | 2017 12 | |
| | | | 2018 11 | |
| | | | 2018 12 | |
| | | | 2019 1 | |
| | | | 2019 2 | |
| | | | 2019 11 | |
| | | | 2020 9 | |
| | Sal adax Bi omedi cal , I nc. | | 2017 5 | |
| | | | 2018 8 | 2020 12 |

| | | | |
|------------|--|--|------------|
| | | | 2020 10 29 |
| | | | 2020 10 29 |
| | | | 2020 1 17 |
| | | | 2020 1 21 |
| | | | 2020 6 30 |
| | | | 2020 1 21 |
| | | | 2020 1 21 |
| | | | 2020 1 21 |
| | | | 2021 3 5 |
| | | | 2020 4 17 |
| | | | 2021 3 5 |
| | | | 2021 3 1 |
| Li hui Zou | | | 2021 3 5 |
| | | | 2020 1 21 |
| | | | 2020 4 17 |
| Hequn Yi n | | | 2020 5 6 |
| | | | 2020 5 31 |
| | | | 2020 5 6 |
| | | | 2020 1 21 |
| | | | 2020 12 24 |
| | | | 2020 1 21 |
| | | | 2021 3 1 |

()

| | |
|-------|--------|
| | 146 |
| / | 32,112 |
| | 32,258 |
| | 538 |
| | |
| | 12,454 |
| | 5,931 |
| QA QC | 5,485 |
| | 718 |
| | 1,685 |
| HR | 986 |
| | 4,999 |
| | 32,258 |
| | |
| | 411 |
| | 3,613 |
| | 11,329 |
| | 8,516 |
| | 8,389 |
| | 32,258 |

()

1

2

3

()

2009

2017

"

"

/

2020 " " /

" " " " " "

1

3

"

"

2

2020

/

3

2020

"

" "

" " " " "

4

" "

/

FoTED

()

1

2

11

1

4

2020

ESG

ESG

ESG

ESG

ESG

3

4

5

6

/

2016

" A"

1 2019
 13 2
 2 2020
 6 1
 3 2020 1 17 0
 / 0
 4 2020 1 21 0
 / 0
 5 2020 6 30 10
 / 4
 6

| | |
|--|----|
| | 23 |
| | 20 |
| | 3 |

()

()

1

3

19

/

2

5

1

/



KPI

2021 3 30

<http://www.sse.com.cn>

2021 3 30

<http://www.sse.com.cn>

: :

%

1 " 16 01"

30

2016

29.945

1 2020 4 29 " 16 01" " 17 01"
 " 18 01" " 18 02" " 18 03" AAA
 2 " 21 01"
 AAA " 21 01" AAA

" 16 01" " 17 01" " 18 01" " 18 02" " 18 03" " 21 01"
 2020 6 29 <http://www.sse.com.cn>
 2019 " 16 01" " 17 01" " 18 01" " 18 02" " 18 03" 2019
 2020 11 5 <http://www.sse.com.cn>
 2020

2

| | 2020 | 2019 | % |
|--------|------------|------------|---------|
| | 728,693.41 | 712,092.16 | 2.33% |
| | 1.01 | 1.17 | -13.68% |
| | 0.80 | 0.94 | -14.89% |
| % | 45.05 | 48.50 | -3.45 |
| EBITDA | 19.33% | 19.29% | 0.04% |
| | 6.19 | 5.12 | 20.90% |
| | 5.27 | 4.83 | 9.11% |

第十一节 财务报告

"

"

"

"

| | |
|--|--|
| | |
| | |

2021

60469139_B01

| 2020 | 12 | 31 | |
|------|-----|-----|------------------|
| | | | 1,207,528,133.95 |
| | 16. | 18. | 32. |
| | | 16. | |

2020

1,232,362,707.44

" "

16.

2021

60469139_B01

2021

60469139_B01

1

2

3

2021

60469139_B01

2021 3 29

2020 12 31

| | <u>2020 12 31</u> | <u>2019 12 31</u> |
|----|--------------------------|--------------------------|
| 1 | 9,961,801,644.89 | 9,533,268,377.32 |
| 2 | 1,970,095,893.78 | 456,650,637.52 |
| 3 | 242,399,744.42 | 240,122,307.38 |
| 4 | 4,564,659,595.11 | 4,367,599,412.33 |
| 5 | 628,881,442.84 | 445,102,703.18 |
| 6 | 1,495,176,120.32 | 415,675,156.23 |
| 7 | 325,631,483.44 | 404,921,541.85 |
| 8 | 5,162,799,568.97 | 3,940,536,682.71 |
| 9 | <u>733,357,179.34</u> | <u>599,490,648.58</u> |
| | <u>25,084,802,673.11</u> | <u>20,403,367,467.10</u> |
| 10 | 22,309,469,408.38 | 20,929,776,138.99 |
| 11 | 1,042,931.91 | 107,709,225.73 |
| 12 | 1,460,768,948.41 | 1,983,154,536.18 |
| 13 | 8,135,623,469.82 | 7,410,365,672.57 |
| 14 | 4,121,543,044.64 | 3,149,906,328.38 |
| 15 | 745,537,852.75 | 524,796,559.96 |
| 16 | 8,669,587,896.13 | 7,915,974,071.42 |
| 17 | 2,829,018,107.46 | 3,050,217,233.30 |
| 18 | 8,677,248,971.77 | 9,013,990,317.19 |
| 19 | 322,706,250.28 | 160,688,247.32 |
| 20 | 244,936,830.08 | 196,094,575.58 |
| 21 | <u>1,083,723,316.84</u> | <u>1,273,605,289.60</u> |
| | <u>58,601,207,028.47</u> | <u>55,716,278,196.22</u> |
| | <u>83,686,009,701.58</u> | <u>76,119,645,663.32</u> |

2020 12 31

| | | <u>2020 12 31</u> | <u>2019 12 31</u> |
|--|----|--------------------------|--------------------------|
| | 22 | 7,915,983,420.39 | 6,358,286,948.48 |
| | 23 | 346,929,837.09 | 244,567,689.32 |
| | 24 | 2,942,090,808.03 | 2,152,746,846.36 |
| | 25 | 1,020,308,708.59 | 503,683,074.94 |
| | 26 | 916,178,699.29 | 697,396,874.80 |
| | 27 | 564,730,793.59 | 759,627,944.44 |
| | 28 | 4,115,729,475.45 | 3,906,223,749.08 |
| | 29 | 6,995,834,050.73 | 2,562,263,003.09 |
| | 30 | <u>54,566,788.74</u> | <u>248,969,275.20</u> |
| | | <u>24,872,352,581.90</u> | <u>17,433,765,405.71</u> |
| | 31 | 7,145,885,213.28 | 7,293,043,830.91 |
| | 32 | 1,329,800,745.62 | 5,283,863,183.83 |

2020 12 31

| | <u>2020 12 31</u> | <u>2019 12 31</u> |
|----|--------------------------|--------------------------|
| 37 | 2,562,898,545.00 | 2,562,898,545.00 |
| 38 | 15,132,624,926.78 | 12,143,652,211.28 |
| 39 | - | - |
| 40 | (933,578,667.83) | (467,993,508.26) |
| 41 | 2,728,605,030.76 | 2,523,799,886.55 |
| 42 | <u>17,504,983,296.51</u> | <u>15,125,708,928.46</u> |
| | <u>36,995,533,131.22</u> | <u>31,888,066,063.03</u> |
| | <u>8,988,748,681.73</u> | <u>7,316,147,261.14</u> |
| | <u>45,984,281,812.95</u> | <u>39,204,213,324.17</u> |
| | <u>83,686,009,701.58</u> | <u>76,119,645,663.32</u> |

2020

| | <u>2020</u> | <u>2019</u> | |
|----|-----------------------|-----------------------|----------------------|
| 43 | 30,306,981,264.17 | 28,585,152,033.18 | |
| 43 | 13,431,177,923.00 | 11,543,421,122.03 | |
| 44 | 217,338,579.36 | 259,836,055.94 | |
| 45 | 8,463,943,181.05 | 9,846,758,447.35 | |
| 46 | 2,962,491,697.78 | 2,590,781,456.11 | |
| 47 | 2,795,494,050.91 | 2,041,400,644.28 | |
| 48 | 724,273,093.15 | 865,438,758.32 | |
| | 880,952,446.37 | 1,074,690,357.22 | |
| | 199,608,714.10 | 186,647,728.71 | |
| 49 | 393,627,134.40 | 313,051,541.18 | |
| 50 | 2,283,980,915.37 | 3,565,495,343.63 | |
| | 1,580,334,829.89 | 1,431,414,635.54 | |
| / | 51 | 578,657,017.37 | (353,158,992.47) |
| | 52 | (148,253,541.78) | (389,967,132.54) |
| | 53 | (104,836,394.55) | (97,113,773.87) |
| | 54 | <u>5,707,404.05</u> | <u>17,732,540.32</u> |
| | 4,721,145,273.78 | 4,493,555,075.40 | |
| 55 | 23,084,174.39 | 77,382,348.27 | |
| 56 | <u>66,385,096.76</u> | <u>45,184,789.31</u> | |
| | 4,677,844,351.41 | 4,525,752,634.36 | |
| 58 | <u>737,864,579.24</u> | <u>782,231,353.40</u> | |
| | 3,939,979,772.17 | | |

2020

| | <u>2020</u> | <u>2019</u> |
|----|-------------------------|-------------------------|
| | (589,844,584.54) | (217,825,000.90) |
| 40 | (543,813,475.34) | (193,213,775.27) |
| | 88,648,727.48 | - |
| | <u>(13,458,419.38)</u> | <u>(19,590,789.21)</u> |
| | 21,837,374.77 | (46,060,563.12) |
| | <u>(640,841,158.21)</u> | <u>(127,562,422.94)</u> |
| 40 | <u>(46,031,109.20)</u> | <u>(24,611,225.63)</u> |
| | <u>3,350,135,187.63</u> | <u>3,525,696,280.06</u> |
| | <u>3,118,999,462.64</u> | <u>3,128,403,790.78</u> |
| | <u>231,135,724.99</u> | <u>397,292,489.28</u> |
| 59 | | |
| | <u>1.43</u> | <u>1.30</u> |
| | <u>1.43</u> | <u>1.30</u> |

2020

2020

2,562,898,545.00 12,143,652,211.28 - (467,993,508.26)

2020

2020

| | | | | | | | | | | |
|-----|-------------------------|--------------------------|----------|-------------------------|-------------------------|--------------------------|--------------------------|-------------------------|--------------------------|---|
| () | | | | | | | | | | |
| 1. | - | - | - | - | 204,805,144.21 | (204,805,144.21) | - | - | - | - |
| 2. | - | - | - | - | - | (1,000,505,109.95) | (1,000,505,109.95) | 289,599,850.06 | (1,290,104,960.01) | |
| () | | | | | | | | | | |
| 1. | - | - | - | 78,228,315.77 | - | (78,228,315.77) | - | - | - | |
| () | | | | | | | | | | |
| 1. | | | | | | | | | | |
| | - | 599,520,421.45 | - | - | - | - | 599,520,421.45 | 5,481,805.34 | 605,002,226.79 | |
| 2. | - | (18,505,127.23) | - | - | - | - | (18,505,127.23) | (5,655,948.51) | (24,161,075.74) | |
| | <u>2,562,898,545.00</u> | <u>15,132,624,926.78</u> | <u>-</u> | <u>(933,578,667.83)</u> | <u>2,728,605,030.76</u> | <u>17,504,983,296.51</u> | <u>36,995,533,131.22</u> | <u>8,988,748,681.73</u> | <u>45,984,281,812.95</u> | |

2020

2020

2019

| | | | | | | | | | | |
|-----|-------------------------|--------------------------|--------------|--------------------------|-------------------------|--------------------------|--------------------------|-------------------------|--------------------------|---|
| () | | | | | | | | | | |
| 1. | - | - | - | - | 148,800,574.04 | (148,800,574.04) | - | - | - | - |
| 2. | - | - | - | - | - | (818,626,825.98) | (818,626,825.98) | (250,084,122.93) | (1,068,710,948.91) | |
| () | | | | | | | | | | |
| 1. | | | | | | | | | | |
| | - | 931,322.77 | - | - | - | - | 931,322.77 | - | 931,322.77 | |
| 2. | - | (69,521,682.77) | - | - | - | - | (69,521,682.77) | - | (69,521,682.77) | |
| 3. | - | <u>49,432,814.01</u> | - | - | - | - | <u>49,432,814.01</u> | <u>6,877,369.38</u> | <u>56,310,183.39</u> | |
| | <u>2,562,898,545.00</u> | <u>12,143,652,211.28</u> | <u>=====</u> | <u>-(467,993,508.26)</u> | <u>2,523,799,886.55</u> | <u>15,125,708,928.46</u> | <u>31,888,066,063.03</u> | <u>7,316,147,261.14</u> | <u>39,204,213,324.17</u> | |

2020

| | <u>2020</u> | <u>2019</u> |
|----|--------------------------|--------------------------|
| | 31,962,982,862.21 | 30,036,503,137.74 |
| | 289,383,826.73 | 257,637,175.42 |
| 60 | <u>696,578,772.61</u> | <u>660,417,416.58</u> |
| | <u>32,948,945,461.55</u> | <u>30,954,557,729.74</u> |
| | 14,315,591,373.40 | 10,969,109,066.59 |
| | 5,289,421,418.84 | 4,764,941,669.64 |
| | 2,485,782,226.98 | 2,532,767,613.68 |
| 60 | <u>8,278,376,092.46</u> | <u>9,465,326,808.58</u> |
| | <u>30,369,171,111.68</u> | <u>27,732,145,158.49</u> |
| 61 | <u>2,579,774,349.87</u> | <u>3,222,412,571.25</u> |
| | 1,464,268,988.17 | 4,348,052,068.04 |
| | 572,901,937.69 | 568,121,277.36 |
| | 8,881,168.62 | 33,979,886.85 |
| 61 | 13,602,504.85 | 3,882,639.76 |
| 60 | <u>161,678,774.37</u> | <u>1,574,942,423.24</u> |
| | <u>2,221,333,373.70</u> | <u>6,528,978,295.25</u> |

2020

2020

2019

1,247,961,570.85

3,190,488,550.41

2020 12 31

| | | <u>2020 12 31</u> | <u>2019 12 31</u> |
|--|---|--------------------------|--------------------------|
| | 1 | 344,610,650.37 | 905,360,096.42 |
| | 2 | 4,607,183,656.58 | 4,256,091,375.83 |
| | 3 | 794,874,452.79 | 418,302,069.82 |
| | 4 | <u>1,687,000,000.00</u> | <u>3,118,000,000.00</u> |
| | | <u>7,433,668,759.74</u> | <u>8,697,753,542.07</u> |
| | 5 | 28,405,936,072.87 | 26,357,125,003.07 |
| | 6 | 151,914,039.20 | 137,436,726.04 |
| | 7 | - | 38,245,993.17 |
| | | 7,005,701.43 | 5,732,888.08 |
| | | 1,375,631.04 | 1,238,846.70 |
| | 8 | <u>6,723,401,060.57</u> | <u>5,295,917,903.19</u> |
| | | <u>35,289,632,505.11</u> | <u>31,835,697,360.25</u> |
| | | <u>42,723,301,264.85</u> | <u>40,533,450,902.32</u> |

2020 12 31

| | | <u>2020 12 31</u> | <u>2019 12 31</u> |
|--|----|--------------------------|--------------------------|
| | | 2,791,543,403.07 | 2,978,641,833.15 |
| | | 113,132,341.24 | 114,482,383.36 |
| | | 26,680,772.74 | 43,792,831.63 |
| | | 3,370,447,197.14 | 2,691,156,225.15 |
| | 9 | 5,505,218,041.39 | 1,962,094,197.01 |
| | | <u>4,781,803.87</u> | <u>4,781,803.87</u> |
| | | <u>11,811,803,559.45</u> | <u>7,794,949,274.17</u> |
| | | | |
| | 10 | 1,533,550,250.00 | 346,740,000.00 |
| | 32 | 1,329,800,745.62 | 5,283,863,183.83 |
| | | - | 250,000.00 |
| | | <u>1,151,018,873.79</u> | <u>1,151,018,873.79</u> |
| | | <u>4,014,369,869.41</u> | <u>6,781,872,057.62</u> |
| | | <u>15,826,173,428.86</u> | <u>14,576,821,331.79</u> |
| | | | |
| | | 2,562,898,545.00 | 2,562,898,545.00 |
| | | 14,532,167,777.96 | 14,237,158,322.00 |
| | | (106,604,221.13) | (303,728,326.08) |
| | | 1,281,449,272.50 | 1,281,449,272.50 |
| | | <u>8,627,216,461.66</u> | <u>8,178,851,757.11</u> |
| | | <u>26,897,127,835.99</u> | <u>25,956,629,570.53</u> |
| | | <u>42,723,301,264.85</u> | <u>40,533,450,902.32</u> |

2020

| | <u>2020</u> | <u>2019</u> |
|----|-------------------------|-------------------------|
| 11 | 40,947,814.50 | 88,133,575.88 |
| | 8,963.90 | 6,656,472.73 |
| | 1,462,138.00 | 4,469,925.89 |
| | 215,731,917.29 | 214,691,390.35 |
| | 156,977,191.53 | 4,371,758.62 |
| | 542,159,869.21 | 558,392,753.18 |
| | 361,654,970.44 | 556,934,601.03 |
| | 6,531,673.55 | 475,434.37 |
| 12 | 1,945,281,638.17 | 2,358,086,022.04 |
| | 1,842,370,895.41 | 1,711,677,645.57 |
| | (810,504.32) | (42,844,706.02) |
| | (83,855,284.47) | (110,850,047.05) |
| | - | 134,529.04 |
| | 1,533,915,126.71 | 2,062,945,260.67 |
| | 343,956.92 | - |
| | 14,852.05 | - |
| | <u>1,534,244,231.58</u> | <u>2,062,945,260.67</u> |
| | 1,534,244,231.58 | 2,062,945,260.67 |

2020

| <u>2020</u> | <u>2019</u> |
|-------------------------|-------------------------|
| 111,749,687.87 | (24,628,183.84) |
| 88,648,727.48 | - |
| <u>4,452,367.05</u> | <u>619,505.92</u> |
| <u>18,648,593.34</u> | <u>(25,247,689.76)</u> |
| <u>1,645,993,919.45</u> | <u>2,038,317,076.83</u> |

2020

2020

| | | | | | | | |
|-----------|-------------------------|--------------------------|----------|-------------------------|-------------------------|-------------------------|--------------------------|
| | <u>2,562,898,545.00</u> | <u>14,237,158,322.00</u> | <u>-</u> | <u>(303,728,326.08)</u> | <u>1,281,449,272.50</u> | <u>8,178,851,757.11</u> | <u>25,956,629,570.53</u> |
| () | - | - | - | 111,749,687.87 | - | 1,534,244,231.58 | 1,645,993,919.45 |
| () 1. | - | - | - | - | - | (1,000,505,109.95) | (1,000,505,109.95) |
| () 1. | - | - | - | 85,374,417.08 | - | (85,374,417.08) | - |
| () 1. | - | - | - | - | - | - | - |
| | <u>-</u> | <u>295,009,455.96</u> | <u>-</u> | <u>-</u> | <u>-</u> | <u>-</u> | <u>295,009,455.96</u> |
| | <u>2,562,898,545.00</u> | <u>14,532,167,777.96</u> | <u>-</u> | <u>(106,604,221.13)</u> | <u>1,281,449,272.50</u> | <u>8,627,216,461.66</u> | <u>26,897,127,835.99</u> |

2020

2019

| | | | | | | | |
|-----|-------------------------|--------------------------|---------------------|-------------------------|-------------------------|-------------------------|--------------------------|
| | <u>2,563,060,895.00</u> | <u>14,231,054,756.04</u> | <u>1,711,169.00</u> | <u>279,100,142.24)</u> | <u>1,247,565,522.50</u> | <u>6,968,417,072.42</u> | <u>24,729,286,934.72</u> |
| () | - | - | - | (24,628,183.84) | - | 2,062,945,260.67 | 2,038,317,076.83 |
| () | | | | | | | |
| 1. | (162,350.00) | (1,548,819.00) | (1,711,169.00) | - | - | - | - |
| 2. | - | (14,201,357.42) | - | - | - | - | (14,201,357.42) |
| () | | | | | | | |
| 1. | - | - | - | - | 33,883,750.00 | (33,883,750.00) | - |
| 2. | - | - | - | - | - | (818,626,825.98) | (818,626,825.98) |
| () | | | | | | | |
| 1. | | | | | | | |
| | <u>-</u> | <u>21,853,742.38</u> | <u>-</u> | <u>-</u> | <u>-</u> | <u>-</u> | <u>21,853,742.38</u> |
| | <u>2,562,898,545.00</u> | <u>14,237,158,322.00</u> | <u>-</u> | <u>(303,728,326.08)</u> | <u>1,281,449,272.50</u> | <u>8,178,851,757.11</u> | <u>25,956,629,570.53</u> |

2020

| | <u>2020</u> | <u>2019</u> |
|---|------------------------|---------------------------|
| | 36,499,170.75 | 28,185,367.00 |
| | <u>163,525,808.25</u> | <u>167,369,423.07</u> |
| | <u>200,024,979.00</u> | <u>195,554,790.07</u> |
| | 131,530,733.00 | 212,306,120.58 |
| | 37,569,943.22 | 30,466,516.02 |
| | <u>68,570,365.43</u> | <u>143,136,861.39</u> |
| | <u>237,671,041.65</u> | <u>385,909,497.99</u> |
| | <u>(37,646,062.65)</u> | <u>(190,354,707.92)</u> |
| | 65,884,959.55 | 9,145,164.30 |
| | 672,593,975.62 | 1,164,886,465.09 |
| | <u>343,250.00</u> | <u>119,450.00</u> |
| | <u>738,822,185.17</u> | <u>1,174,151,079.39</u> |
| | 1,931,686.11 | 2,678,158.87 |
| | <u>374,369,685.39</u> | <u>2,250,474,475.66</u> |
| | <u>376,301,371.50</u> | <u>2,253,152,634.53</u> |
| / | <u>362,520,813.67</u> | <u>(1,079,001,555.14)</u> |

2020

2020

2019

2020

1.

12 31

2020

2020

2.

1 1 12 31

3.

4.

2020

4.

5.

2020

5.

6.

7.

2020

8.

2020

9.

1
2

" "

a

b

2020

2020

9.

2020

9.

12

3

2020

9.

10.

2020

11.

2020

11.

14.

- (1)
- (2)
- (3)

(1)

(2)

2020

17.

5-10
5

18.

2020

2020

20.

21.

(1)

(2)

(3)

22.

2020

23.

21

24.

2020

25.

1

2
3

1
2

1 2

2020

26.

,

27.

2020

28.

1
2

15

20

2020

28.

1
2

1

2

12

35,000.00

2020

28.

2020

29.

30.

31.

()

2020

32.

2020

32

2020

32

2020

1.

2020

2.

| | | | |
|--|---------------------------|-----------------|-----------|
| 2022 | | [2017]79 15% | 2020 |
| | Alma Lasers Ltd. ("Alma") | | |
| | 2011 | " | A Special |
| Preferred Technological Enterprise ("SPTTE") | 2020 | | 6% |

2020

1.

| | 2020 | 2019 |
|------------------|-------------------------|-------------------------|
| | 1,917,567.66 | 3,101,781.70 |
| | 8,960,502,421.28 | 8,818,569,720.96 |
| | <u>999,381,655.95</u> | <u>711,596,874.66</u> |
| | <u>9,961,801,644.89</u> | <u>9,533,268,377.32</u> |
| 2020 12 31 | 992,702,319.10 | 2019 12 31 |
| 705,100,273.96 | | |
| | 3 6 | |
| 2020 12 31 | | 3,912,233,103.70 |
| 2019 12 31 | 2,349,253,559.08 | |
| 2020 12 31 | | |
| 1,644,218,065.51 | 2019 12 31 | 543,796,951.32 |
| | | |
| 3 | | 3 |

2.

| | 2020 | 2019 |
|--|-------------------------|-----------------------|
| | <u>1,970,095,893.78</u> | <u>456,650,637.52</u> |

2020

3.

| | 2020 | 2019 |
|------|-----------------------|-----------------------|
| | <u>242,399,744.42</u> | <u>240,122,307.38</u> |
| 2020 | | 2019 |

2020

2019

4.

3

6

| | 2020 | 2019 |
|--|------------------|------------------|
| | 4,494,797,447.90 | 4,302,721,502.78 |

2020**4.**

| | | 2020 | | 2019 | | |
|---|---|-------------------------|--------|-----------------------|--------|-------------------------|
| | | (%) | | (%) | | |
| | | 3,566,769,632.94 | 1.70 | 60,747,505.28 | 0.21 | 7,624,005.85 |
| 1 | | 1,102,192,108.96 | 3.95 | 43,554,641.51 | 6.86 | 54,027,209.14 |
| 1 | 2 | 44,059,764.36 | 100.00 | 44,059,764.36 | 63.71 | 79,878,040.84 |
| 2 | 3 | 68,021,182.68 | 100.00 | 68,021,182.68 | 100.00 | 56,613,394.51 |
| 3 | | 64,343,847.26 | 100.00 | 64,343,847.26 | 100.00 | 24,458,450.44 |
| | | <u>4,845,386,536.20</u> | | <u>280,726,941.09</u> | | <u>4,590,200,513.11</u> |
| | | | | | | <u>222,601,100.78</u> |

| 2020 12 31 | 2019 12 31 |
|-----------------------|-----------------------|
| 222,601,100.78 | 157,027,564.39 |
| 120,016,795.74 | 121,201,354.85 |
| 40,332,784.81 | 35,112,698.30 |
| <u>21,558,170.62</u> | <u>20,515,120.16</u> |
| <u>280,726,941.09</u> | <u>222,601,100.78</u> |

| 2020 | 2019 |
|------|------|
|------|------|

2020

4.

| | | | |
|----------------|----------------|------------------|----------------|
| 2020 | | 2019 | |
| 2020 | 120,016,795.74 | 2019 | 121,201,354.85 |
| | 40,332,784.81 | 2019 | 35,112,698.30 |
| 2020 | | 21,558,170.62 | 2019 |
| 20,515,120.16 | | | |
| 2020 | | | 2019 |
| 2020 12 31 | | | |
| 976,800,277.26 | 2019 12 31 | 1,060,180,009.17 | |
| | 20.16% | 2019 12 31 | 23.87% |
| 13,625,552.50 | 2019 12 31 | | 12,378,497.78 |

2020

5.

| | 2020 | 2019 |
|--|-----------------------|-----------------------|
| | <u>628,881,442.84</u> | <u>445,102,703.18</u> |

| 2020 | 2019 |
|------|------|
|------|------|

| <u>2020</u> | | <u>2019</u> | |
|-------------------------|---|-------------------------|---|
| <u>1,685,062,210.60</u> | - | <u>1,687,553,359.99</u> | - |

6.

| | <u>2020</u> | | <u>2019</u> | |
|-----|-------------------------|---------------|-----------------------|---------------|
| | | (%) | | (%) |
| 1 | 1,448,272,071.24 | 96.86 | 393,009,468.92 | 94.55 |
| 1 2 | 30,302,651.66 | 2.03 | 12,927,323.89 | 3.11 |
| 2 3 | 10,465,635.74 | 0.70 | 8,336,537.20 | 2.00 |
| 3 | <u>6,135,761.68</u> | <u>0.41</u> | <u>1,401,826.22</u> | <u>0.34</u> |
| | <u>1,495,176,120.32</u> | <u>100.00</u> | <u>415,675,156.23</u> | <u>100.00</u> |

2020

7.

| | 2020 | 2019 |
|--|------------------------------|------------------------------|
| | 19,533,042.29 | 39,844,668.93 |
| | <u>306,098,441.15</u> | <u>365,076,872.92</u> |
| | <u><u>325,631,483.44</u></u> | <u><u>404,921,541.85</u></u> |

| | 2020 | 2019 |
|--|-----------------------------|-----------------------------|
| | 19,533,042.29 | 13,634,552.90 |
| | - | 164,407.39 |
| | <u>-</u> | <u>26,045,708.64</u> |
| | <u><u>19,533,042.29</u></u> | <u><u>39,844,668.93</u></u> |

| | | 2020 | 2019 |
|---|---|------------------------------|------------------------------|
| 1 | | 215,133,987.08 | 299,155,592.70 |
| 1 | 2 | 62,902,153.24 | 68,778,438.86 |
| 2 | 3 | 36,351,522.69 | 16,108,410.24 |
| 3 | | <u>13,603,996.51</u> | <u>20,178,323.77</u> |
| | | 327,991,659.52 | 404,220,765.57 |
| | | <u>21,893,218.37</u> | <u>39,143,892.65</u> |
| | | <u><u>306,098,441.15</u></u> | <u><u>365,076,872.92</u></u> |

| | 2020 | 2019 |
|--|------------------------------|------------------------------|
| | 142,674,410.80 | 226,371,242.65 |
| | 30,955,909.50 | 29,839,909.88 |
| | 113,141,073.11 | 81,402,129.99 |
| | <u>19,327,047.74</u> | <u>27,463,590.40</u> |
| | <u><u>306,098,441.15</u></u> | <u><u>365,076,872.92</u></u> |

2020

7

12

2020

7

12

2019

2020

7

2020 12 31

| | (%) | |
|----------------------|--------------|----------|
| 19,688,800.00 | 6.00 | - |
| 15,000,000.00 | 4.57 | - |
| 8,900,000.00 | 2.71 | - |
| 8,000,000.00 | 2.44 | - |
| <u>8,000,000.00</u> | <u>2.44</u> | <u>-</u> |
| <u>59,588,800.00</u> | <u>18.16</u> | <u>-</u> |

2019 12 31

| | (%) | |
|---------------------|-------------|----------|
| 23,310,000.00 | 6.38 | - |
| 21,040,000.00 | 5.76 | - |
| 10,000,000.00 | 2.74 | - |
| 8,900,000.00 | 2.44 | - |
| <u>7,159,210.00</u> | <u>1.96</u> | <u>-</u> |
| 70,409,210.00 | 19.28 | |

2020

8.

| | 2020 | | | 2019 | | |
|------------------|---------------|------------------|------------------|---------------|------------------|--|
| | / | | | / | | |
| 1,945,823,862.53 | 28,693,904.85 | 1,917,129,957.68 | 1,473,289,875.85 | 13,571,371.03 | 1,459,718,504.82 | |
| 889,563,192.55 | 6,536,314.49 | 883,026,878.06 | 649,652,137.08 | - | 649,652,137.08 | |
| 808,490,935.70 | 37,775,395.02 | 770,715,540.68 | 669,417,522.15 | 13,089,677.61 | 656,327,844.54 | |

2020

8.

2020

(%)

0.12

-

-

0.12

0.04

-

2019

(%)

0.05

0.01

0.12

2.81

0.12

-

9.

2020

2019

582,579,188.63

451,651,601.03

17,851,547.11

15,955,177.16

31,459,255.89

37,827,936.14

101,467,187.71

94,055,934.25

733,357,179.34

599,490,648.58

()

2020

10.

2019

| | | | | | | | | | | | |
|---------------------------------|--------------------------|-----------------------|-------------------------|-------------------------|------------------------|------------------------|-------------------------|-----------------------|----------------------|--------------------------|-----------------------|
| | 409,949,906.01 | - | - | (65,461,865.09) | - | - | - | - | - | 344,488,040.92 | - |
| | 36,617,410.87 | - | - | 863,307.38 | (783,385.15) | - | - | - | 146,666.09 | 36,843,999.19 | - |
| | 11,329,589,989.39 | - | - | 1,622,237,457.46 | (1,259,154.35) | 21,853,742.37 | (455,700,000.00) | - | - | 12,516,722,034.87 | - |
| | 988,268,027.38 | - | - | 53,924,622.73 | (21,985,231.22) | - | (18,750,000.00) | - | - | 1,001,457,418.89 | - |
| Natures Sunshine Products, Inc. | 215,238,887.47 | - | - | 5,986,103.99 | - | - | - | - | (17,342,692.74) | 203,882,298.72 | - |
| | 546,884,074.74 | - | - | 1,153,703.51 | - | - | - | - | - | 548,037,778.25 | - |
| | 171,743,229.61 | - | - | 6,606,524.63 | - | - | (4,591,359.04) | - | - | 173,758,395.20 | - |
| | 111,673,557.65 | - | - | 6,096,270.42 | - | - | (4,927,193.72) | - | - | 112,842,634.35 | - |
| | 464,981,720.72 | - | - | (961,016.60) | - | - | - | - | - | 464,020,704.12 | - |
| New Frontier Health Corporation | 1,413,014,973.88 | - | 1,152,778,626.17 | (45,238,837.52) | 898,009.25 | 16,119,228.93 | - | - | - | 232,014,748.37 | - |
| | 407,838,427.34 | - | - | 50,087,988.01 | 1,530,853.06 | - | (38,000,000.00) | - | - | 421,457,268.41 | - |
| | 197,469,670.21 | - | 197,842,505.68 | 372,835.47 | - | - | - | - | - | - | - |
| | 417,969,130.69 | - | - | 48,143,645.04 | (1,174.42) | - | - | - | - | 466,111,601.31 | - |
| | <u>4,716,288,804.84</u> | <u>411,237,934.49</u> | <u>103,021,527.24</u> | <u>(252,396,103.89)</u> | <u>(24,460,480.29)</u> | <u>(37,041,648.55)</u> | <u>(39,566,768.10)</u> | <u>297,632,922.05</u> | <u>34,731,927.18</u> | <u>4,408,139,216.39</u> | <u>306,232,922.05</u> |
| | <u>21,427,527,810.80</u> | <u>411,237,934.49</u> | <u>1,453,642,659.09</u> | <u>1,431,414,635.54</u> | <u>(46,060,563.12)</u> | <u>931,322.75</u> | <u>(561,535,320.86)</u> | <u>297,632,922.05</u> | <u>17,535,900.53</u> | <u>20,929,776,138.99</u> | <u>306,232,922.05</u> |

2020

10.

2020

| | | | | |
|-------------|-----------------------|----------------------|----------------------|-----------------------|
| SMS | 110,850,047.05 | 83,855,284.46 | - | 194,705,331.51 |
| AMG | 81,354,954.21 | - | - | 81,354,954.21 |
| EOS Imaging | 38,524,620.71 | - | - | 38,524,620.71 |
| | 8,600,000.00 | - | - | 8,600,000.00 |
| | <u>66,903,300.08</u> | <u>-</u> | <u>66,903,300.08</u> | <u>-</u> |
| | <u>306,232,922.05</u> | <u>83,855,284.46</u> | <u>66,903,300.08</u> | <u>323,184,906.43</u> |

2019

| | | | | |
|-------------|---------------------|-----------------------|----------|-----------------------|
| SMS | - | 110,850,047.05 | - | 110,850,047.05 |
| AMG | - | 81,354,954.21 | - | 81,354,954.21 |
| EOS Imaging | - | 38,524,620.71 | - | 38,524,620.71 |
| | 8,600,000.00 | - | - | 8,600,000.00 |
| | <u>-</u> | <u>66,903,300.08</u> | <u>-</u> | <u>66,903,300.08</u> |
| | <u>8,600,000.00</u> | <u>297,632,922.05</u> | <u>-</u> | <u>306,232,922.05</u> |

11.

2020

| | | | | |
|---------------|-----------------|--------------|--------------|---|
| | (97,824,000.00) | - | - | - |
| | - | - | 1,554,442.36 | - |
| Tyto Care Ltd | - | - | - | - |
| | (62,177,602.68) | 1,042,931.91 | - | - |

2020

11.

2019

2020

2020

| | | | | | | | |
|-------------------------|------------------------|-------------------------|-----------------------|-----------------------|-----------------------|-----------------------|--------------------------|
| 5,799,237,174.05 | 188,044,265.34 | 5,501,019,516.00 | 691,325,684.78 | 418,824,082.06 | 117,337,256.87 | 642,369,158.91 | 13,358,157,138.01 |
| 32,333,222.51 | 25,294,639.30 | 342,253,291.28 | 74,404,464.05 | 44,860,426.35 | 13,215,585.11 | 131,136,775.78 | 663,498,404.38 |
| 647,792,381.70 | - | 419,258,112.73 | 8,246,218.90 | 21,864,522.47 | 3,208,406.04 | 9,367,459.54 | 1,109,737,101.38 |
| 619,227.20 | - | 136,504,252.04 | - | 1,162,808.85 | 317,825.00 | 11,914,126.10 | 150,518,239.19 |
| (61,012,093.95) | - | (99,326,763.40) | (32,517,918.51) | (24,953,078.03) | (12,020,267.80) | (31,086,888.76) | (260,917,010.45) |
| (27,101,091.00) | - | (44,495.00) | (10,068,865.65) | (1,349,290.22) | (804,199.03) | (1,651,837.00) | (41,019,777.90) |
| <u>(29,542,653.10)</u> | <u>(16,759,976.53)</u> | <u>(91,608,474.53)</u> | <u>(395,427.28)</u> | <u>(3,073,052.00)</u> | <u>(575,666.11)</u> | <u>(6,516,901.20)</u> | <u>(148,472,150.75)</u> |
| <u>6,362,326,167.41</u> | <u>196,578,928.11</u> | <u>6,208,055,439.12</u> | <u>730,994,156.29</u> | <u>457,336,419.48</u> | <u>120,678,940.08</u> | <u>755,531,893.37</u> | <u>14,831,501,943.86</u> |
| 185,953,606.29 | - | 2,744,835,411.03 | 440,188,338.93 | 246,098,886.93 | 72,221,834.33 | 331,444,376.99 | 5,942,099,410.56 |
| 246,740,887.81 | - | 474,987,990.65 | 80,320,513.61 | 47,601,172.20 | 11,865,079.00 | 82,591,777.56 | 944,107,420.83 |
| 514,879.55 | - | 65,195,996.42 | - | 1,010,955.52 | 317,825.00 | 4,166,314.76 | 71,205,971.25 |
| (54,176,954.39) | - | (88,815,127.88) | (27,116,142.67) | (21,509,652.28) | (9,916,008.63) | (19,867,600.20) | (221,401,486.05) |
| (121,120.00) | - | - | (636,128.31) | (125,684.07) | (93,849.02) | (137,304.47) | (1,114,085.87) |
| <u>(3,101,954.02)</u> | <u>-</u> | <u>(35,928,678.50)</u> | <u>(227,155.86)</u> | <u>(2,021,677.70)</u> | <u>(417,537.57)</u> | <u>(3,012,906.57)</u> | <u>(44,709,910.22)</u> |
| <u>2,295,196,301.92</u> | <u>-</u> | <u>3,160,275,591.72</u> | <u>492,529,425.70</u> | <u>271,054,000.60</u> | <u>73,977,343.11</u> | <u>397,154,657.45</u> | <u>6,690,187,320.50</u> |
| 3,272,093.90 | - | 1,815,496.03 | - | 328,812.59 | - | 275,652.36 | 5,692,054.88 |
| <u>-</u> | <u>-</u> | <u>(901.34)</u> | <u>-</u> | <u>-</u> | <u>-</u> | <u>-</u> | <u>(901.34)</u> |
| <u>3,272,093.90</u> | <u>-</u> | <u>1,814,594.69</u> | <u>-</u> | <u>328,812.59</u> | <u>-</u> | <u>275,652.36</u> | <u>5,691,153.54</u> |
| 4,063,857,771.59 | 196,578,928.11 | 3,045,965,252.71 | 238,464,730.59 | 185,953,606.29 | 46,701,596.97 | 358,101,583.56 | 8,135,623,469.82 |

2020

13.

2019

4,862,430,735.10

4,892,500,963.90

170,097,816.84

4,862,430,735.10

584,720,874.08

2020

13.

2020

| | | | |
|---------------------|---------------------|---|-------------------|
| 2,337,554.98 | 2,220,677.23 | - | 116,877.75 |
| 335,542.30 | 318,765.18 | - | 16,777.12 |
| <u>760,000.87</u> | <u>722,000.83</u> | - | <u>38,000.04</u> |
| <u>3,433,098.15</u> | <u>3,261,443.24</u> | - | <u>171,654.91</u> |

2019

| | | | |
|---------------------|---------------------|---|-------------------|
| 2,337,554.98 | 2,220,677.23 | - | 116,877.75 |
| 335,542.30 | 318,765.18 | - | 16,777.12 |
| <u>760,000.87</u> | <u>722,000.83</u> | - | <u>38,000.04</u> |
| <u>3,433,098.15</u> | <u>3,261,443.24</u> | - | <u>171,654.91</u> |

2020

2019

| | |
|----------------------|-----------------------|
| 89,730,910.06 | 129,630,632.33 |
| <u>279,061.58</u> | <u>599,143.50</u> |
| <u>90,009,971.64</u> | <u>130,229,775.83</u> |

2020

13.

2020 12 31

65,536,843.81

14.

2020

2019

4,119,415,142.46 3,144,735,496.02

2,127,907,38,496(Span 10,667.36(9)-3(6)(.0)-5(2)]

2020

14.

2020

2020

14.

2020

| | | | | |
|-----|-----|---------------|---|-------|
| GMP | 52% | 16,218,828.49 | - | 0.00% |
|-----|-----|---------------|---|-------|

2020

15.

2020

| | | | |
|------------------------|----------------------|-----------------------|------------------------|
| 574,270,301.13 | 70,511,178.22 | 17,914,881.60 | 662,696,360.95 |
| 418,690,172.65 | - | 5,610,041.46 | 424,300,214.11 |
| (71,493,283.05) | - | - | (71,493,283.05) |
| <u>(15,186,988.08)</u> | <u>-</u> | <u>(1,015,049.73)</u> | <u>(16,202,037.81)</u> |
| <u>906,280,202.65</u> | <u>70,511,178.22</u> | <u>22,509,873.33</u> | <u>999,301,254.20</u> |
| 117,417,604.60 | 15,194,236.79 | 5,287,959.60 | 137,899,800.99 |
| 157,337,760.29 | 5,183,872.58 | 5,189,115.83 | 167,710,748.70 |
| (49,327,654.77) | - | - | (49,327,654.77) |
| <u>(2,237,102.43)</u> | <u>-</u> | <u>(282,391.04)</u> | <u>(2,519,493.47)</u> |
| <u>223,190,607.69</u> | <u>20,378,109.37</u> | <u>10,194,684.39</u> | <u>253,763,401.45</u> |
| <u>683,089,594.96</u> | <u>50,133,068.85</u> | <u>12,315,188.94</u> | <u>745,537,852.75</u> |
| <u>456,852,696.53</u> | <u>55,316,941.43</u> | <u>12,626,922.00</u> | <u>524,796,559.96</u> |

2020

16.

2020

| | | | | | | | |
|-----------------------------|-----------------------------|-------------------------|-----------------------------|-------------------------|-----------------------------|-----------------------|-------------------------|
| <u> </u> | <u> </u> | <u>20,613,999.99</u> | <u> </u> | <u>64,000,000.00</u> | <u> </u> | <u>475,327.74</u> | <u>85,089,327.73</u> |
| <u>1,920,864,596.56</u> | <u>336,833,654.34</u> | <u>2,661,945,049.23</u> | <u>70,391,305.84</u> | <u>1,880,495,824.87</u> | <u>1,260,191,167.45</u> | <u>538,866,297.84</u> | <u>8,669,587,896.13</u> |
| <u>1,929,945,274.68</u> | <u>279,424,604.36</u> | <u>2,931,242,408.25</u> | <u>60,359,176.11</u> | <u>823,974,054.91</u> | <u>1,468,743,880.85</u> | <u>422,284,672.26</u> | <u>7,915,974,071.42</u> |

2020

16.

2019

| | | | | | | | |
|-------------------------|-----------------------|-------------------------|-----------------------|-----------------------|-------------------------|-----------------------|-------------------------|
| 1,699,738,627.28 | 279,923,676.96 | 3,614,873,103.73 | 142,769,302.72 | 589,804,776.78 | 1,759,136,948.70 | 426,610,000.00 | 8,512,856,436.17 |
| 290,582,268.03 | 382,140.89 | 55,373,508.38 | 31,944,786.56 | - | - | - | 378,282,703.86 |
| 184,724,389.40 | - | 110,100,000.00 | 8,190,539.43 | 11,683,332.91 | 228,808,382.67 | - | 543,506,644.41 |
| - | - | 26,949,803.21 | - | 329,909,455.38 | - | - | 356,859,258.59 |
| - | - | - | (3,681,065.56) | - | - | - | (3,681,065.56) |
| - | <u>1,922,552.07</u> | <u>(813,405.84)</u> | <u>(241,966.36)</u> | - | <u>41,512.69</u> | - | <u>908,692.56</u> |
| <u>2,175,045,284.71</u> | <u>282,228,369.92</u> | <u>3,806,483,009.48</u> | <u>178,981,596.79</u> | <u>931,397,565.07</u> | <u>1,987,986,844.06</u> | <u>426,610,000.00</u> | <u>9,788,732,670.03</u> |
| 176,986,940.87 | 2,493,313.04 | 591,700,583.69 | 76,376,013.66 | 20,825,040.80 | 404,192,106.51 | 3,850,000.00 | 1,276,423,998.57 |
| 18,358,975.09 | 308,283.42 | 262,099,320.67 | 36,214,572.42 | 22,598,469.36 | 114,874,193.15 | - | 454,453,814.11 |
| 49,754,094.07 | - | 716,666.81 | 8,190,539.43 | - | - | - | 58,661,300.31 |
| - | - | - | (836,291.51) | - | - | - | (836,291.51) |
| - | <u>2,169.10</u> | <u>110,030.07</u> | <u>(1,322,413.32)</u> | - | <u>176,663.55</u> | - | <u>(1,033,550.60)</u> |
| <u>245,100,010.03</u> | <u>2,803,765.56</u> | <u>854,626,601.24</u> | <u>118,622,420.68</u> | <u>43,423,510.16</u> | <u>519,242,963.21</u> | <u>3,850,000.00</u> | <u>1,787,669,270.88</u> |

2020

16.

2019

| | | | | | | | |
|-------------------------|-----------------------|-------------------------|----------------------|-----------------------|-------------------------|-----------------------|-------------------------|
| <u>-</u> | <u>-</u> | <u>20,613,999.99</u> | <u>-</u> | <u>64,000,000.00</u> | <u>-</u> | <u>475,327.74</u> | <u>85,089,327.73</u> |
| <u>1,929,945,274.68</u> | <u>279,424,604.36</u> | <u>2,931,242,408.25</u> | <u>60,359,176.11</u> | <u>823,974,054.91</u> | <u>1,468,743,880.85</u> | <u>422,284,672.26</u> | <u>7,915,974,071.42</u> |
| <u>1,522,751,686.41</u> | <u>277,430,363.92</u> | <u>3,002,558,520.05</u> | <u>66,393,289.06</u> | <u>504,979,735.98</u> | <u>1,354,944,842.19</u> | <u>422,284,672.26</u> | <u>7,151,343,109.87</u> |

2020

16.

2020 12 31
17.43% 2019 12 31 4.51%

2020 12 31

| | | |
|---|-----------|--------------------------------|
| | , | 495,000,000.00 |
| , | , | |
| | , | 53,000,000.00 |
| , | , | |
| | CML,Alma* | 188,897,283.95 |
| | | 48,920,850.00 |
| | | <u>421,710,000.00</u> |
| | | <u><u>1,207,528,133.95</u></u> |

*CML Alma

3%

15%-18%

5 9

2020

16.

3%

15%-18%

5 9

3%

18%

9

2020 12 31 2019 12 31

2020

17.

2020

| | | | | | | |
|-------------------------|----------------------|-------------------------|-----------------------|-------------------------|---|-------------------------|
| 659,877,749.36 | - | 115,440,201.94 | - | 775,317,951.30 | - | - |
| 319,028,714.92 | - | 79,555,663.05 | - | - | - | 398,584,377.97 |
| 227,930,055.12 | - | 16,333,647.25 | - | 244,263,702.37 | - | - |
| 203,863,598.12 | - | 15,885,340.81 | - | - | - | 219,748,938.93 |
| 148,121,331.20 | - | 35,790,124.41 | - | - | - | 183,911,455.61 |
| 111,970,648.97 | - | 6,101,438.16 | - | - | - | 118,072,087.13 |
| 100,401,177.01 | - | 5,949,486.93 | - | - | - | 106,350,663.94 |
| 90,475,512.02 | - | 126,669,508.78 | - | - | - | 217,145,020.80 |
| 83,662,591.32 | - | 16,912,595.49 | - | - | - | 100,575,186.81 |
| 74,566,692.80 | - | 102,199,373.52 | - | - | - | 176,766,066.32 |
| 69,519,051.39 | - | 27,256,320.63 | - | - | - | 96,775,372.02 |
| 61,926,733.06 | - | 16,725,598.21 | - | - | - | 78,652,331.27 |
| 54,636,390.66 | - | - | 54,636,390.66 | - | - | - |
| 50,106,989.21 | - | 10,342,433.24 | - | - | - | 60,449,422.45 |
| 49,362,899.00 | - | 53,665,675.30 | - | - | - | 103,028,574.30 |
| 42,780,859.05 | - | 20,795,784.64 | - | - | - | 63,576,643.69 |
| 37,584,404.00 | - | 69,787,455.90 | - | 107,371,859.90 | - | - |
| 36,455,436.63 | - | 64,799,487.77 | - | - | - | 101,254,924.40 |
| 36,378,402.15 | - | 33,488,662.18 | - | 69,867,064.33 | - | - |
| 19,728,684.33 | - | 70,367,017.79 | - | - | - | 90,095,702.12 |
| <u>571,839,312.98</u> | <u>11,460,000.00</u> | <u>332,836,891.44</u> | <u>127,597,306.50</u> | <u>74,507,558.22</u> | - | <u>714,031,339.70</u> |
| <u>3,050,217,233.30</u> | <u>11,460,000.00</u> | <u>1,220,902,707.44</u> | <u>182,233,697.16</u> | <u>1,271,328,136.12</u> | - | <u>2,829,018,107.46</u> |

2019

| | | | | | | |
|-------------------------|----------------------|-------------------------|----------------------|-----------------------|---|-------------------------|
| 484,711,408.05 | - | 175,166,341.31 | - | - | - | 659,877,749.36 |
| 311,437,389.58 | - | 54,850,467.95 | - | 329,909,455.38 | - | 36,378,402.15 |
| 193,241,402.93 | - | 125,787,311.99 | - | - | - | 319,028,714.92 |
| 174,532,385.74 | - | 53,397,669.38 | - | - | - | 227,930,055.12 |
| 89,553,756.36 | - | 58,567,574.84 | - | - | - | 148,121,331.20 |
| 79,865,641.00 | - | 32,105,007.97 | - | - | - | 111,970,648.97 |
| 77,628,205.21 | - | 22,772,971.80 | - | - | - | 100,401,177.01 |
| 58,837,269.23 | - | 24,825,322.09 | - | - | - | 83,662,591.32 |
| 43,731,149.81 | - | 10,905,240.85 | - | - | - | 54,636,390.66 |
| 37,906,196.12 | - | 24,020,536.94 | - | - | - | 61,926,733.06 |
| 18,268,395.51 | - | 51,250,655.88 | - | - | - | 69,519,051.39 |
| - | - | 203,863,598.12 | - | - | - | 203,863,598.12 |
| - | - | 90,475,512.02 | - | - | - | 90,475,512.02 |
| - | - | 74,566,692.80 | - | - | - | 74,566,692.80 |
| - | - | 50,106,989.21 | - | - | - | 50,106,989.21 |
| <u>471,060,302.34</u> | <u>29,396,289.22</u> | <u>369,165,338.33</u> | <u>84,920,530.69</u> | <u>26,949,803.21</u> | - | <u>757,751,595.99</u> |
| <u>2,040,773,501.88</u> | <u>29,396,289.22</u> | <u>1,421,827,231.48</u> | <u>84,920,530.69</u> | <u>356,859,258.59</u> | - | <u>3,050,217,233.30</u> |

2020

18.

2020

2020

18.

2019

| | | | | | | | |
|-------------------------|-----------------------|----------|------------------------|----------|------------------------|----------------------|-------------------------|
| 3,909,508,825.97 | - | - | - | - | - | 66,451,960.96 | 3,975,960,786.93 |
| 852,999,459.25 | 153,231,373.41 | - | (60,000,000.00) | - | - | - | 946,230,832.66 |
| 743,634,583.20 | 18,323,799.69 | - | - | - | - | 13,748,175.73 | 775,706,558.62 |
| 636,933,401.43 | - | - | - | - | - | - | 636,933,401.43 |
| 503,372,816.28 | - | - | - | - | - | - | 503,372,816.28 |
| 459,966,516.63 | - | - | - | - | - | - | 459,966,516.63 |
| 344,803,918.38 | - | - | (15,000,000.00) | - | - | - | 329,803,918.38 |
| 285,645,746.29 | - | - | - | - | - | 6,020,219.32 | 291,665,965.61 |
| 205,952,243.38 | - | - | - | - | - | - | 205,952,243.38 |
| 183,920,245.92 | - | - | - | - | - | - | 183,920,245.92 |
| 172,400,091.34 | - | - | - | - | - | (698,625.44) | 171,701,465.90 |
| 143,008,543.28 | - | - | - | - | - | - | 143,008,543.28 |
| 411,767,022.17 | - | - | - | - | (22,000,000.00) | - | 389,767,022.17 |
| <u>8,853,913,413.52</u> | <u>171,555,173.10</u> | <u>-</u> | <u>(75,000,000.00)</u> | <u>-</u> | <u>(22,000,000.00)</u> | <u>85,521,730.57</u> | <u>9,013,990,317.19</u> |

2020

18.

2020

| | | | | |
|-------|-----------------------|---------|---------|-----------------------|
| | | _____ | | _____ |
| | 202,500,000.00 | - | - | 202,500,000.00 |
| | 15,000,000.00 | - | - | 15,000,000.00 |
| | 60,000,000.00 | - | - | 60,000,000.00 |
| Breas | <u>80,000,000.00</u> | _____ - | _____ - | <u>80,000,000.00</u> |
| | <u>357,500,000.00</u> | _____ - | _____ - | <u>357,500,000.00</u> |

2019

| | | | | |
|-------|-----------------------|----------------------|---------|-----------------------|
| | | _____ | | _____ |
| | 202,500,000.00 | - | - | 202,500,000.00 |
| | - 15,000,000.00 | | | - 15,000,000.00 |
| | - 60,000,000.00 | | | - 60,000,000.00 |
| Breas | <u>80,000,000.00</u> | _____ - | _____ - | <u>80,000,000.00</u> |
| | <u>282,500,000.00</u> | <u>75,000,000.00</u> | _____ - | <u>357,500,000.00</u> |

2020

18.

Gland Pharma
Gland Pharma 1978

Gland Pharma FDA

2020 11 Gland Pharma

Gland Pharma
Gland Pharma

Gland

Pharma

1

BD

1.1

FCN-437c

2021 3 26

2021 0291

7

2020

18.

9
15-19%
3%

Sisram
Sisram

Medical Israel Ltd. 2019 Nova

Sisram
Sisram

Sisram

2021 3 22 2021 0536
Sisram Medical Ltd

Alma Lasers, Ltd.

2020

18.

3%

16%-19%

9

120

2021 3 26

2021 0291

7

2020

19.

2020

| | | | | | | |
|-----------------------|-----------------------|----------------------|----------------------|----------------------|-------------------|-----------------------|
| 136,742,450.98 | 195,788,671.58 | 37,209,716.23 | 55,160,338.32 | 14,347,319.48 | - | 300,233,180.99 |
| <u>23,945,796.34</u> | <u>7,766,814.61</u> | <u>-</u> | <u>6,755,577.18</u> | <u>1,527,433.97</u> | <u>956,530.51</u> | <u>22,473,069.29</u> |
| <u>160,688,247.32</u> | <u>203,555,486.19</u> | <u>37,209,716.23</u> | <u>61,915,915.50</u> | <u>15,874,753.45</u> | <u>956,530.51</u> | <u>322,706,250.28</u> |

2019

| | | | | | | |
|----------------------|-----------------------|---------------------|----------------------|---------------------|----------|-----------------------|
| 74,011,665.65 | 105,066,728.20 | - | 40,137,469.53 | 2,198,473.34 | - | 136,742,450.98 |
| <u>21,186,965.65</u> | <u>10,840,186.52</u> | <u>1,080,176.86</u> | <u>8,285,639.05</u> | <u>875,893.64</u> | <u>-</u> | <u>23,945,796.34</u> |
| <u>95,198,631.30</u> | <u>115,906,914.72</u> | <u>1,080,176.86</u> | <u>48,423,108.58</u> | <u>3,074,366.98</u> | <u>-</u> | <u>160,688,247.32</u> |

2020

20.

/

2020

2019

| | | | |
|----------------|---------------|----------------|---------------|
| 601,034,133.42 | 92,366,746.90 | 429,648,194.57 | 69,703,452.36 |
| 332,911,789.87 | 75,088,439.72 | 216,433,130.57 | 50,855,142.90 |
| 220,213,646.77 | 32,864,493.54 | 136,618,285.37 | 21,763,319.24 |
| 40,735,686.11 | 7,234,784.43 | 63,748,413.15 | 13,043,850.67 |
| j | j | | |

2020

20. /

| | 2020 | 2019 |
|--|--------------------------------|--------------------------------|
| | 6,131,870,900.25 | 4,511,708,792.25 |
| | <u>1,177,516,330.46</u> | <u>1,127,496,572.25</u> |
| | <u><u>7,309,387,230.71</u></u> | <u><u>5,639,205,364.50</u></u> |

| | 2020 | 2019 |
|------|--------------------------------|--------------------------------|
| 2020 | - | 99,737,564.53 |
| 2021 | 239,084,480.01 | 340,780,102.66 |
| 2022 | 209,238,970.94 | 264,532,967.13 |
| 2023 | 922,700,177.58 | 972,528,577.55 |
| 2024 | 914,971,842.88 | 1,047,837,832.40 |
| 2025 | <u>5,023,391,759.30</u> | <u>2,913,788,320.23</u> |
| | <u><u>7,309,387,230.71</u></u> | <u><u>5,639,205,364.50</u></u> |

2020

21.

| 2020 | 2019 |
|-------------------------|-------------------------|
| 255,247,651.55 | 344,495,354.97 |
| 4,186,648.47 | 17,162,500.00 |
| 466,218,623.38 | 512,009,321.54 |
| 56,500,487.00 | 124,889,057.26 |
| 188,839,750.00 | 188,839,750.00 |
| <u>112,730,156.44</u> | <u>86,209,305.83</u> |
| <u>1,083,723,316.84</u> | <u>1,273,605,289.60</u> |

22.

| 2020 | 2019 |
|-------------------------|-------------------------|
| 21,245,597.42 | 6,684,178.21 |
| 21,689,351.08 | 53,608,052.02 |
| 146,238,055.62 | - |
| <u>7,726,810,416.27</u> | <u>6,297,994,718.25</u> |
| <u>7,915,983,420.39</u> | <u>6,358,286,948.48</u> |

2020 12 31
0.75%~5.4375%

0.50%~4.5675% 2019 12 31

2020 12 31

2019 12 31

| | | |
|---------------|---------------|--------------|
| 2020 12 31 | 43,141,684.69 | |
| 2019 12 31 | 75,894,682.97 | 9,409,239.38 |
| 2019 12 31 | 40,075,427.31 | |
| 21,689,351.08 | | |

2020 12 31
Fosun Medical Holdings AB

2020

23.

| | 2020 | 2019 |
|------------|-----------------------|-----------------------|
| | <u>346,929,837.09</u> | <u>244,567,689.32</u> |
| 2020 12 31 | 2019 12 31 | |

24.

2

| | 2020 | 2019 |
|------------|-------------------------|-------------------------|
| | <u>2,942,090,808.03</u> | <u>2,152,746,846.36</u> |
| 2020 12 31 | 1 | 2019 12 31 |

2020

2020

26.

2020

| | | | |
|----------------|------------------|------------------|----------------|
| 635,532,115.99 | 4,830,703,516.83 | 4,616,691,512.38 | 849,544,120.44 |
| 28,871,378.23 | 160,548,360.28 | 155,338,313.04 | 34,081,425.47 |
| 3,190,333.12 | 152,099,810.20 | 148,747,758.89 | 6,542,384.43 |
| 1,413,256.32 | 140,782,439.27 | 137,128,272.65 | 5,067,422.94 |
| 1,534,976.64 | 3,791,398.02 | 3,938,062.18 | 1,388,312.48 |
| 242,100.16 | 7,525,972.91 | 7,681,424.06 | 86,649.01 |
| 4,941,023.70 | 187,662,572.53 | 184,967,823.00 | 7,635,773.23 |
| 12,613,868.07 | 35,409,107.89 | 36,726,670.77 | |

2020

27.

| 2020 | 2019 |
|------------------------------|------------------------------|
| 325,428,261.10 | 452,586,512.13 |
| 170,285,981.20 | 244,038,995.01 |
| 23,771,716.21 | 26,323,263.93 |
| 9,414,678.52 | 13,911,568.45 |
| 5,462,476.56 | 3,135,385.85 |
| 1,783,938.91 | 1,151,675.78 |
| <u>28,583,741.09</u> | <u>18,480,543.29</u> |
| <u><u>564,730,793.59</u></u> | <u><u>759,627,944.44</u></u> |

28.

| 2020 | 2019 |
|--------------------------------|--------------------------------|
| 62,036,119.71 | 127,956,011.68 |
| <u>4,053,693,355.74</u> | <u>3,778,267,737.40</u> |
| <u><u>4,115,729,475.45</u></u> | <u><u>3,906,223,749.08</u></u> |

| 2020 | 2019 |
|----------------------|-----------------------|
| <u>62,036,119.71</u> | <u>127,956,011.68</u> |

| | | |
|---------------|------------|----------------|
| 2020 12 31 | 1 | |
| 17,657,240.46 | 2019 12 31 | 122,285,537.61 |

2020

30.

| | 2020 | 2019 |
|--|-----------------------------|------------------------------|
| | 4,781,803.87 | 7,532,737.83 |
| | - | 209,286,000.00 |
| | <u>49,784,984.87</u> | <u>32,150,537.37</u> |
| | <u><u>54,566,788.74</u></u> | <u><u>248,969,275.20</u></u> |

31.

| | 2020 | 2019 |
|---|--------------------------------|--------------------------------|
| 1 | 56,296,292.73 | 43,233,757.81 |
| 2 | 742,759,037.26 | 168,727,213.13 |
| 3 | <u>6,346,829,883.29</u> | <u>7,081,082,859.97</u> |
| | <u><u>7,145,885,213.28</u></u> | <u><u>7,293,043,830.91</u></u> |

1

| | | |
|---------------|--------------|---------------|
| 2020 12 31 | | |
| 4,300,000.00 | 5,305,045.55 | |
| 90,298,261.71 | | 34,001,968.98 |

| | | |
|---------------|--------|------------|
| 2020 12 31 | 4.500% | 2019 12 31 |
| 3.768%~7.500% | | |

| | | |
|------------|--|---------|
| 2020 12 31 | | 2019 12 |
| 31 | | |

2

| | | |
|--------------|----------------|---------------|
| 2020 12 31 | | 28,037,902.03 |
| | 110,000,000.00 | |
| 6,500,000.00 | | |

2020

31.

2

| | | | | |
|---------------|----|----|------------------|----------------|
| 2020 | 12 | 31 | | 205,303,415.89 |
| | | | 270,599,824.13 | |
| 2020 | 12 | 31 | | 145,284,776.89 |
| | | | 22,775,614.71 | |
| | | | 197,000,000.00 | |
| 15,000,000.00 | | | | |
| 2020 | 12 | 31 | | 263,377,375.75 |
| | | | 216,659,213.13 | |
| | | | 30,000,000.00 | |
| 2020 | 12 | 31 | Breas Medical AB | |
| 26,647,539.49 | | | | |
| | | | 26,250,000.00 | |

3

| | | | | |
|------------------|-------------|----|-------------|---------|
| 2020 | 12 | 31 | | |
| 7,541,136,029.12 | | | | |
| 1,194,306,145.83 | | | 0.30%~6.20% | 2019 12 |
| 31 | 0.98%~6.20% | | | |

2020

32.

| | 2020 | 2019 |
|--|-------------------------|-------------------------|
| | <u>1,329,800,745.62</u> | <u>5,283,863,183.83</u> |

2020 12 31

2020

33.

| | 2020 | 2019 |
|---|-----------------------|-----------------------|
| | <u>269,488,470.45</u> | <u>251,212,082.14</u> |
| | 2020 | 2019 |
| 1 | 9,700,000.00 | 9,700,000.00 |
| | 24,997,152.79 | 26,964,111.49 |
| | 232,073,193.34 | 214,065,477.07 |
| | <u>2,718,124.32</u> | <u>482,493.58</u> |
| | <u>269,488,470.45</u> | <u>251,212,082.14</u> |

1

34.

2020

35.

2020

417,345,041.75 130,288,327.50 (65,432,827.29) 482,200,541.96

2019

349,507,862.27 107,810,403.26 (39,973,223.78) 417,345,041.75
13,981,315.30 1,812,052.13 (15,793,367.43) _____ -
363,489,177.57 109,622,455.39 (55,766,591.21) 417,345,041.75

2020 12 31

j

2020

2020

38.

2020

2020

38.

2019

| | | | |
|-------|-------|-------|-------|
| _____ | _____ | _____ | _____ |
| ===== | ===== | ===== | ===== |

2020

39.

2019

| | | | | | |
|---|------|---------------------|---------|-----------------------|---|
| | | | 1 | | |
| | | <u>1.711.169.00</u> | = | <u>(1.711.169.00)</u> | = |
| | | | | <u>(1.711.169.00)</u> | = |
| 1 | | | | 8 | |
| 1 | 2017 | | | " " | 9 |
| | A | | 2019 | 4 29 | 9 |
| | | | 162,350 | A | |
| | | 10.54 | | 1,711,169.00 | |

2020

40.

| 2020 1 1 | | 2020 12 31 |
|-------------------------|-------------------------|-------------------------|
| - | 88,648,727.48 | 88,648,727.48 |
| (270,053,496.24) | (13,458,419.38) | (283,511,915.62) |
| 222,937,315.75 | 21,837,374.77 | 244,774,690.52 |
| (420,877,327.77) | (640,841,158.21) | (1,061,718,485.98) |
| - | <u>78,228,315.77</u> | <u>78,228,315.77</u> |
| <u>(467,993,508.26)</u> | <u>(465,585,159.57)</u> | <u>(933,578,667.83)</u> |
| 2019 1 1 | | 2019 12 31 |
| (250,462,707.03) | (19,590,789.21) | |

2020

43.

2020

| | | | | | |
|--------------------------|-------------------------|-------------------------|----------|---------------------|--------------------------|
| 16,089,150,078.56 | 2,817,768,289.89 | 3,169,929,579.79 | - | 6,524,632.43 | 22,083,372,580.67 |
| <u>5,787,429,429.43</u> | <u>2,399,049,131.60</u> | <u>-</u> | <u>-</u> | <u>1,811,360.25</u> | <u>8,188,289,921.28</u> |
| <u>21,876,579,507.99</u> | <u>5,216,817,421.49</u> | <u>3,169,929,579.79</u> | <u>-</u> | <u>8,335,992.68</u> | <u>30,271,662,501.95</u> |

| | | | | | |
|--------------------------|-------------------------|-------------------------|----------|---------------------|--------------------------|
| 21,072,629,918.05 | 4,732,174,731.09 | 54,622,737.01 | - | - | 25,859,427,386.15 |
| 463,821,869.83 | 455,091,820.67 | 3,095,349,801.47 | - | 5,609,066.41 | 4,019,872,558.38 |
| <u>340,127,720.11</u> | <u>29,550,869.73</u> | <u>19,957,041.31</u> | <u>-</u> | <u>2,726,926.27</u> | <u>392,362,557.42</u> |
| <u>21,876,579,507.99</u> | <u>5,216,817,421.49</u> | <u>3,169,929,579.79</u> | <u>-</u> | <u>8,335,992.68</u> | <u>30,271,662,501.95</u> |

| | | | | | |
|--------------------------|-------------------------|-------------------------|----------|---------------------|--------------------------|
| 21,072,629,918.05 | 4,732,174,731.09 | 54,622,737.01 | - | - | 25,859,427,386.15 |
| 325,040,772.22 | 352,278,457.10 | 3,095,349,801.47 | - | 5,609,066.41 | 3,778,278,097.20 |
| 340,127,720.11 | 29,550,869.73 | 19,957,041.31 | - | 2,726,926.27 | 392,362,557.42 |
| <u>138,781,097.61</u> | <u>102,813,363.57</u> | <u>-</u> | <u>-</u> | <u>-</u> | <u>241,594,461.18</u> |
| <u>21,876,579,507.99</u> | <u>5,216,817,421.49</u> | <u>3,169,929,579.79</u> | <u>-</u> | <u>8,335,992.68</u> | <u>30,271,662,501.95</u> |

2020

43.

2019

| | | | | | |
|--------------------------|-------------------------|-------------------------|----------|---------------------|--------------------------|
| 16,876,488,969.05 | 2,004,606,305.45 | 3,037,882,627.48 | - | 4,380,489.18 | 21,923,358,391.16 |
| <u>4,889,154,177.47</u> | <u>1,728,871,762.30</u> | <u>-</u> | <u>-</u> | <u>3,787,154.00</u> | <u>6,621,813,093.77</u> |
| <u>21,765,643,146.52</u> | <u>3,733,478,067.75</u> | <u>3,037,882,627.48</u> | <u>-</u> | <u>8,167,643.18</u> | <u>28,545,171,484.93</u> |

| | | | | | |
|--------------------------|-------------------------|-------------------------|----------|---------------------|--------------------------|
| 21,197,438,731.63 | 3,372,998,857.55 | 60,124,080.99 | - | - | 24,630,561,670.17 |
| 377,892,370.21 | 339,684,923.51 | 2,967,238,051.43 | - | - | 3,684,815,345.15 |
| <u>190,312,044.68</u> | <u>20,794,286.69</u> | <u>10,520,495.06</u> | <u>-</u> | <u>8,167,643.18</u> | <u>229,794,469.61</u> |
| <u>21,765,643,146.52</u> | <u>3,733,478,067.75</u> | <u>3,037,882,627.48</u> | <u>-</u> | <u>8,167,643.18</u> | <u>28,545,171,484.93</u> |

| | | | | | |
|--------------------------|-------------------------|-------------------------|----------|---------------------|--------------------------|
| 21,197,438,731.63 | 3,372,998,857.55 | 60,124,080.99 | - | - | 24,630,561,670.17 |
| 233,821,665.24 | 197,824,189.61 | 2,967,238,051.43 | - | - | 3,398,883,906.28 |
| 190,312,044.68 | 20,794,286.69 | 10,520,495.06 | - | 8,167,643.18 | 229,794,469.61 |
| <u>144,070,704.97</u> | <u>141,860,733.90</u> | <u>-</u> | <u>-</u> | <u>-</u> | <u>285,931,438.87</u> |
| <u>21,765,643,146.52</u> | <u>3,733,478,067.75</u> | <u>3,037,882,627.48</u> | <u>-</u> | <u>8,167,643.18</u> | <u>28,545,171,484.93</u> |

2020

43.

| | 2020 | 2019 |
|--|-----------------------|-----------------------|
| | 469,086,043.65 | 485,508,285.70 |
| | <u>34,597,031.29</u> | <u>45,388,439.09</u> |
| | <u>503,683,074.94</u> | <u>530,896,724.79</u> |

| | 2020 | 2019 |
|---|-------------------------|-----------------------|
| 1 | 1,020,308,708.59 | 503,683,074.94 |
| 1 | <u>121,712,891.17</u> | <u>223,008,580.42</u> |
| | <u>1,142,021,599.76</u> | <u>726,691,655.36</u> |

2020

44.

| 2020 | 2019 |
|-----------------------|-----------------------|
| 80,476,012.17 | 98,163,692.83 |
| 58,088,865.15 | 70,967,174.27 |
| 42,890,864.17 | 35,729,237.22 |
| 15,056,561.93 | 13,048,225.82 |
| 12,391,858.60 | 12,586,685.45 |
| <u>8,434,417.34</u> | <u>29,341,040.35</u> |
| <u>217,338,579.36</u> | <u>259,836,055.94</u> |

45.

| 2020 | 2019 |
|-------------------------|-------------------------|
| 1,640,887,313.71 | 1,225,625,167.38 |
| 5,608,143,462.09 | 7,540,897,739.09 |
| 302,350,856.79 | 310,762,962.64 |
| 197,799,940.17 | 207,571,368.82 |
| 89,495,021.98 | 78,475,053.06 |
| 240,256,548.29 | 243,824,428.20 |
| <u>385,010,038.02</u> | <u>239,601,728.16</u> |
| <u>8,463,943,181.05</u> | <u>9,846,758,447.35</u> |

46.

| 2020 | 2019 |
|-------------------------|-------------------------|
| 1,466,843,273.57 | 1,193,236,474.26 |
| 550,964,662.04 | 526,007,934.15 |
| 214,896,530.67 | 159,046,374.01 |
| 42,844,718.14 | 67,831,445.79 |
| 233,562,179.16 | 226,117,949.57 |
| <u>453,380,334.20</u> | <u>418,541,278.33</u> |
| <u>2,962,491,697.78</u> | <u>2,590,781,456.11</u> |

2020

2020

49.

| 2020 | 2019 | / |
|-----------------------|-----------------------|---|
| 19,488,054.58 | 14,143,595.49 | |
| 239,742,053.33 | 192,417,826.92 | |
| 29,887,940.71 | 12,376,008.29 | |
| 74,825,996.23 | 51,140,381.96 | |
| <u>27,086,417.04</u> | <u>42,445,723.64</u> | |
| <u>391,030,461.89</u> | <u>312,523,536.30</u> | |

50.

| | 2020 | 2019 |
|---|-------------------------|-------------------------|
| | 1,580,334,829.89 | 1,431,414,635.54 |
| | 220,274,910.04 | 1,740,697,054.21 |
| | 2,482,487.00 | 843,098.37 |
| | 23,099,680.32 | 21,885,137.07 |
| | 1,554,442.36 | 876,089.77 |
| | 13,069,849.18 | 11,042,992.97 |
| | 435,018,297.68 | 364,284,100.03 |
| / | <u>8,146,418.90</u> | <u>(5,547,764.33)</u> |
| | <u>2,283,980,915.37</u> | <u>3,565,495,343.63</u> |

2020

51.

| 2020 | 2019 |
|-----------------------|-------------------------|
| 685,761,841.31 | (24,708,272.51) |
| (106,300,499.65) | (318,731,427.10) |
| <u>(804,324.29)</u> | <u>(9,719,292.86)</u> |
| <u>578,657,017.37</u> | <u>(353,158,992.47)</u> |

52.

| 2020 | 2019 |
|-------------------------|-------------------------|
| (64,398,257.32) | (12,357,641.72) |
| - | (4,976,568.77) |
| (83,855,284.46) | (297,632,922.05) |
| <u>-</u> | <u>(75,000,000.00)</u> |
| <u>(148,253,541.78)</u> | <u>(389,967,132.54)</u> |

53.

| 2020 | 2019 |
|------------------------|------------------------|
| (79,684,010.93) | (86,088,656.55) |
| <u>(25,152,383.62)</u> | <u>(11,025,117.32)</u> |
| (104,83 | |

2020

55.

| 2020 | 2019 | 2020 |
|-----------------------------|-----------------------------|-----------------------------|
| 5,215,831.86 | 4,894,220.74 | 5,215,831.86 |
| 4,668,505.14 | 63,726,759.10 | 4,668,505.14 |
| <u>13,199,837.39</u> | <u>8,761,368.43</u> | <u>13,199,837.39</u> |
| <u><u>23,084,174.39</u></u> | <u><u>77,382,348.27</u></u> | <u><u>23,084,174.39</u></u> |

56.

| 2020 | 2019 | 2020 |
|-----------------------------|-----------------------------|-----------------------------|
| 40,384,295.52 | 15,037,252.18 | 40,384,295.52 |
| 4,124,100.68 | 14,213,048.42 | 4,124,100.68 |
| 10,126,551.31 | 1,005,992.05 | 10,126,551.31 |
| 10,106,051.74 | 10,004,378.77 | 10,106,051.74 |
| <u>1,644,097.51</u> | <u>4,924,117.89</u> | <u>1,644,097.51</u> |
| <u><u>66,385,096.76</u></u> | <u><u>45,184,789.31</u></u> | <u><u>66,385,096.76</u></u> |

57.

| 2020 | 2019 |
|---------------------------------|---------------------------------|
| 7,408,771,502.41 | 5,970,860,655.82 |
| 3,246,406,670.47 | 2,478,788,061.20 |
| (643,508,978.61) | (346,632,959.80) |
| 5,502,491,610.99 | 4,898,667,264.72 |
| 55,219,984.95 | 109,065,844.54 |
| 1,718,352,714.40 | 1,182,024,879.65 |
| 1,728,137,282.97 | 1,520,478,614.83 |
| 28,141,494.32 | 30,009,946.70 |
| <u>8,609,094,570.84</u> | <u>10,179,099,362.11</u> |
| <u><u>27,653,106,852.74</u></u> | <u><u>26,022,361,669.77</u></u> |

2020

58.

| | 2020 | 2019 |
|--|------------------------------|------------------------------|
| | 854,478,545.81 | 791,919,210.56 |
| | <u>(116,613,966.57)</u> | <u>(9,687,857.16)</u> |
| | <u><u>737,864,579.24</u></u> | <u><u>782,231,353.40</u></u> |

| | 2020 | 2019 |
|---|------------------------------|------------------------------|
| | 4,677,844,351.41 | 4,525,752,634.36 |
| 1 | 1,096,166,594.66 | 1,084,430,711.40 |
| | (246,686,244.71) | (208,175,308.37) |
| | 15,588,591.39 | 8,890,162.66 |
| | (413,725,283.60) | (372,565,876.96) |
| | (83,410,615.19) | (29,557,693.84) |
| | 40,315,707.66 | 47,462,122.12 |
| | (3,974,641.92) | (183,707,285.19) |
| | (141,962,570.24) | (31,459,140.34) |
| | (123,400,950.89) | (84,329,467.98) |
| | <u>598,953,992.08</u> | <u>551,243,129.90</u> |
| | <u><u>737,864,579.24</u></u> | <u><u>782,231,353.40</u></u> |

1

2020

59.

| 2020 | 2019 |
|-------------|-------------|
| / | / |
| <u>1.43</u> | <u>1.30</u> |
| <u>1.43</u> | <u>1.30</u> |

2020

()

60.

| | 2020 | 2019 |
|--|-------------------------|-------------------------|
| | 393,627,134.40 | 313,051,541.18 |
| | 102,884,748.21 | 142,105,136.33 |
| | 181,651,220.75 | 188,862,649.19 |
| | <u>18,415,669.25</u> | <u>16,398,089.88</u> |
| | <u>696,578,772.61</u> | <u>660,417,416.58</u> |
| | 5,214,897,439.44 | 6,949,133,076.99 |
| | 2,598,211,162.31 | 1,923,281,828.74 |
| | 390,486,793.35 | 335,008,320.24 |
| | 42,844,718.14 | 67,831,445.79 |
| | <u>31,935,979.22</u> | <u>190,072,136.82</u> |
| | <u>8,278,376,092.46</u> | <u>9,465,326,808.58</u> |
| | - | 1,436,565,298.88 |
| | 77,925,387.92 | 33,212,505.60 |
| | <u>83,753,386.45</u> | <u>105,164,618.76</u> |
| | <u>161,678,774.37</u> | <u>1,574,942,423.24</u> |

2020

60.

| | 2020 | 2019 |
|--|-------------------------|-------------------------|
| | 1,100,421,114.19 | 1,121,042,669.59 |
| | 42,681,424.61 | 22,866,753.13 |
| | <u>123,300,482.79</u> | <u>254,391,349.15</u> |
| | <u>1,266,403,021.59</u> | <u>1,398,300,771.87</u> |
| | 2,430,895,674.54 | - |
| | <u>11,291,539.33</u> | <u>62,224,750.06</u> |
| | <u>2,442,187,213.87</u> | <u>62,224,750.06</u> |
| | 2,166,428,594.65 | 445,439,018.57 |
| | 38,130,000.00 | 20,006,485.16 |
| | <u>79,535,906.06</u> | <u>164,792,799.32</u> |
| | <u>2,284,094,500.71</u> | <u>630,238,303.05</u> |

2020

61.

(1)

| | 2020 | 2019 |
|--|------------------|------------------|
| | 3,939,979,772.17 | 3,743,521,280.96 |
| | 253,089,936.33 | 487,080,906.41 |
| | 944,107,420.83 | 877,822,316.74 |
| | 167,710,748.70 | 139,779,375.40 |
| | 554,403,197.94 | 454,453,814.11 |

2020

61.

(1)

2020

2019

7,324,881,260.28 8,284,371,152.04
8,284,371,152.04 7,175,005,107.37

/ (959,489,891.76) 1,109,366,044.67

(2)

2020

2019

136,150,000.00 915,883,112.80

130,970,000.00 915,617,834.77

39,958,960.02 81,505,785.28

16,991,153.77 174,458,486.10

153,937,806.25 822,665,133.95

2020

61.

(2)

| | 2020 | 2019 |
|--|----------------|--------------|
| | 172,500,000.00 | 5,170,000.00 |
| | 172,500,000.00 | 5,090,000.00 |

63.

| 2020 | | | 2019 | | |
|-------------------|--------|-------------------------|-------------------|--------|-------------------------|
| 336,247,499.32 | 6.5249 | 2,193,981,308.31 | 321,622,144.52 | 6.9762 | 2,243,700,404.59 |
| 48,886,699.17 | 0.8416 | 41,145,001.49 | 1,177,339,990.00 | 0.8958 | 1,054,637,616.24 |
| 18,869,493.30 | 8.0250 | 151,427,683.73 | 10,285,458.00 | 7.8155 | 80,385,996.97 |
| 355,694.45 | 8.8903 | 3,162,230.37 | 414,097.84 | 9.1501 | 3,789,036.65 |
| 13,589,814.00 | 0.2321 | 3,154,195.83 | 19,219,699.00 | 0.2326 | 4,470,501.99 |
| 104,617,840.00 | 0.0632 | 6,615,613.73 | 16,073,821.00 | 0.0641 | 1,030,106.89 |
| 25,863,728,138.21 | 0.0891 | 2,304,561,632.03 | 10,245,171,513.00 | 0.0979 | 1,003,401,852.82 |
| 1,260,155,351.40 | 0.0349 | 43,925,675.32 | 348,660,319.70 | 0.0133 | 4,640,698.00 |
| 364,653,847.26 | 6.5249 | 2,379,329,887.99 | 152,098,759.25 | 6.9762 | 1,061,071,364.27 |
| 44,168,170.41 | 8.0250 | 354,449,567.54 | 30,151,208.98 | 7.8155 | 235,646,773.79 |
| 1,041,519,023.61 | 0.0891 | 92,803,511.08 | 804,776,810.32 | 0.0979 | 78,819,036.03 |
| 4,354,868.12 | 5.1161 | 22,279,940.79 | 579,080.67 | 5.3421 | 3,093,506.83 |
| 1,342,885.29 | 8.8903 | 11,938,653.09 | 1,318,176.47 | 9.1501 | 12,061,446.52 |
| 1,453,263,712.51 | 0.0583 | 84,728,283.63 | 1,340,868,696.84 | 0.0084 | 11,325,037.64 |
| 195,275,767.40 | 6.5249 | 1,274,154,854.71 | 40,651,431.69 | 6.9762 | 283,592,517.79 |
| 46,302,421.46 | 8.0250 | 371,576,932.22 | 25,463,165.81 | 7.8155 | 199,007,372.41 |
| 3,886,231.00 | 0.2321 | 901,994.22 | 19,308,926.00 | 0.2326 | 4,491,256.19 |
| 1,419,605,122.51 | 0.0891 | 126,492,494.84 | 1,128,484,487.41 | 0.0979 | 110,522,642.21 |
| 15,001,536.01 | 0.9772 | <u>14,660,156.77</u> | 414,732,874.57 | 0.0810 | <u>33,585,685.06</u> |
| | | <u>9,481,289,617.69</u> | | | <u>6,429,272,852.89</u> |

Sisram

Sisram

Breas

Breas

Tridem

Tridem

Gland Pharma

Gland Pharma

2020

1.

| | | | | | | | |
|----|------|----|----|------|-----|---|----------------|
| | | | | | | | 10,900,000.00 |
| | | | | | " | " | 50% |
| | | | | 100% | | | 2020 3 |
| 19 | 2020 | 3 | 19 | | | | |
| | | | | | | | 5,250,000.00 |
| | | | " | " | 51% | | 100% |
| | | | | 2020 | 5 | 9 | 2020 5 9 |
| | | | | | | | 120,000,000.00 |
| | | | | | " | " | (|
| | | | | 100% | | | 2020 11 |
| 20 | 2020 | 11 | 20 | | | | |

1.

| | |
|------------------------------|-----------------------|
| 16,991,153.77 | 16,990,180.38 |
| 425,800.00 | 425,800.00 |
| 40,068,298.74 | 40,068,298.74 |
| 1,622,694.91 | 1,622,694.91 |
| 10,527,210.95 | 10,527,210.95 |
| 34,138,525.54 | 29,756,059.65 |
| 3,846,802.01 | 3,846,802.01 |
| 79,312,267.94 | 78,106,456.26 |
| 3,110,572.86 | 2,927,387.69 |
| 520,064.09 | 517,964.09 |
| 11,460,000.00 | 38,469,453.14 |
| 37,209,716.23 | 49,930,671.99 |
| 3,180,238.94 | - |
| (12,132,279.74) | (12,132,279.74) |
| (358,699.12) | (358,699.12) |
| (218,659.87) | (218,659.87) |
| 1,740,317.52 | 1,740,317.52 |
| (74,490,993.71) | (74,490,993.71) |
| - | (3,467,603.47) |
| (1,214,393.43) | - |
| <u>155,738,637.63</u> | <u>184,261,061.42</u> |
| (3,644,519.98) | |
| <u><u>152,094,117.65</u></u> | |

136,150,000.00
 15,944,117.65

12 31

338,229,407.38
 63,700,007.70

64,595,431.47
 (27,426,749.47)
 (23,200,000.00)

2020

2.

| | | | | |
|---|-----|-------|-------|----------------|
| | | % | % | 1 |
| | | 60.00 | 60.00 | |
| 1 | 60% | | | 172,500,000.00 |

| | | 2019 | 12 | 31 |
|--|--|------------------------------|----|-----------------------|
| | | 163,328,543.56 | | 168,548,815.10 |
| | | 111,644,518.07 | | 109,949,267.51 |
| | | <u>(792,360.33)</u> | | <u>(5,431,748.06)</u> |
| | | <u>274,180,701.30</u> | | <u>273,066,334.55</u> |
| | | <u>109,827,120.20</u> | | <u>163,839,800.73</u> |
| | | <u>8,146,418.90</u> | | |
| | | <u><u>172,500,000.00</u></u> | | |

2020 1 1

| |
|----------------|
| 313,299.44 |
| 10,292.31 |
| (1,501,465.95) |

2020

1.

| | () | | |
|-----|-----------|---------|--------|
| () | 54,349.49 | - | 55.01% |
| () | | 100.00% | - |
| () | 350,000 | 100.00% | - |

2020

1.

3.

| | | | | | | |
|--------------------------------------|-----|--------------------|------------|--------|---------|--|
| | | Richard Liqun Wang | \$9,800 | - | 50.00% | |
| | | | 67,497.00 | 25.00% | - | |
| | | | 12,741.84 | 50.00% | - | |
| | | | 10,000.00 | 49.00% | - | |
| | | | 6,000.00 | - | 25.00% | |
| | NSP | | | 14.86% | - | |
| | | | 100,000.00 | 45.00% | - | |
| New Frontier Health Corporation(NFH) | | | | - | 7.16% | |
| | | | 150,000.00 | 20.00% | - | |
| We Doctor Group Limited | | | | - | 7.9636% | |
| | | | 71,429.00 | - | 35.00% | |
| | | | 1,838.04 | - | 13.81% | |

2020

3.

| 2020 | 2019 |
|---------------------------|---------------------------|
| 266,616,097,669.74 | 229,675,021,713.55 |
| 60,309,903,471.68 | 39,174,981,609.79 |
| <u>44,565,991,775.24</u> | <u>40,168,938,341.54</u> |
| <u>311,182,089,444.98</u> | <u>269,843,960,055.09</u> |
| 203,901,141,772.60 | 178,380,629,692.75 |
| <u>17,012,927,648.36</u> | <u>14,220,243,760.60</u> |
| <u>220,914,069,420.96</u> | <u>192,600,873,453.35</u> |
| 28,819,005,867.94 | 25,544,330,683.41 |
| 49% | 49% |
| <u>14,121,312,875.29</u> | <u>12,516,722,034.87</u> |

| 2020 | 2019 |
|-----------------------|-----------------------|
| 456,414,610,572.14 | 425,272,725,813.70 |
| 3,503,372,121.65 | 3,143,777,347.48 |
| 12,106,511,285.63 | 10,633,827,899.93 |
| 16,034,740.30 | (3,668,140.30) |
| 12,122,546,025.93 | 10,630,159,759.63 |
| <u>464,961,000.00</u> | <u>455,700,000.00</u> |

| 2020 | 2019 |
|------------------|-----------------|
| 381,616,342.09 | 381,332,040.12 |
| (133,257,235.50) | (64,598,557.71) |
| 585,033.24 | (783,385.15) |

2020

1.

2020

| | | | | |
|-------------------------|--------------------------|-----------------------|---------------------|--------------------------|
| - | 9,961,801,644.89 | - | - | 9,961,801,644.89 |
| 1,970,095,893.78 | - | - | - | 1,970,095,893.78 |
| - | 242,399,744.42 | - | - | 242,399,744.42 |
| - | 4,564,659,595.11 | - | - | 4,564,659,595.11 |
| - | - | 628,881,442.84 | - | 628,881,442.84 |
| - | 325,631,483.44 | - | - | 325,631,483.44 |
| - | 81,885,504.58 | - | - | 81,885,504.58 |
| - | - | - | 1,042,931.91 | 1,042,931.91 |
| 1,460,768,948.41 | - | - | - | 1,460,768,948.41 |
| - | 188,839,750.00 | - | - | 188,839,750.00 |
| <u>3,430,864,842.19</u> | <u>15,365,217,722.44</u> | <u>628,881,442.84</u> | <u>1,042,931.91</u> | <u>19,426,006,939.38</u> |

| | | |
|----------------------|--------------------------|--------------------------|
| - | 7,915,983,420.39 | 7,915,983,420.39 |
| - | 346,929,837.09 | 346,929,837.09 |
| - | 2,942,090,808.03 | 2,942,090,808.03 |
| - | 4,053,818,128.57 | 4,053,818,128.57 |
| - | 39,261,367.75 | 39,261,367.75 |
| - | 1,329,800,745.62 | 1,329,800,745.62 |
| - | 7,145,885,213.28 | 7,145,885,213.28 |
| - | 241,773,193.34 | 241,773,193.34 |
| 73,503,276.30 * | 6,922,330,774.43 | 6,995,834,050.73 |
| - | 627,290,667.14 | 627,290,667.14 |
| <u>73,503,276.30</u> | <u>31,565,164,155.64</u> | <u>31,638,667,431.94</u> |

*

73,503,276.30

2020

1.

2019

| | | | | | |
|-------------------------|--------------------------|-----------------------|-----------------------|--------------------------|------------------|
| | - | 9,533,268,377.32 | - | - | 9,533,268,377.32 |
| 456,650,637.52 | - | - | - | - | 456,650,637.52 |
| - | - | 240,122,307.38 | - | - | 240,122,307.38 |
| - | - | 4,367,599,412.33 | - | - | 4,367,599,412.33 |
| - | - | - | 445,102,703.18 | - | 445,102,703.18 |
| - | - | 404,921,541.85 | - | - | 404,921,541.85 |
| - | - | 94,055,934.25 | - | - | 94,055,934.25 |
| - | - | - | - | 107,709,225.73 | 107,709,225.73 |
| 1,983,154,536.18 | - | - | - | - | 1,983,154,536.18 |
| - | - | 188,839,750.00 | - | - | 188,839,750.00 |
| <u>2,439,805,173.70</u> | <u>14,828,807,323.13</u> | <u>445,102,703.18</u> | <u>107,709,225.73</u> | <u>17,821,424,425.74</u> | |

| | | |
|---------------------------|--------------------------|--------------------------|
| - | 6,358,286,948.48 | 6,358,286,948.48 |
| - | 244,567,689.32 | 244,567,689.32 |
| - | 2,152,746,846.36 | 2,152,746,846.36 |
| - | 3,696,696,249.08 | 3,696,696,249.08 |
| 209,286,000.00 * | 22,431,244.55 | 231,717,244.55 |
| - | 5,283,863,183.83 | 5,283,863,183.83 |
| - | 7,293,043,830.91 | 7,293,043,830.91 |
| - | 223,765,477.07 | 223,765,477.07 |
| - | 2,562,263,003.09 | 2,562,263,003.09 |
| - | 410,188,347.41 | 410,188,347.41 |
| <u>2,608,958,014.70 *</u> | <u>-</u> | <u>2,608,958,014.70</u> |
| <u>2,818,244,014.70</u> | <u>28,247,852,820.10</u> | <u>31,066,096,834.80</u> |

*

| | |
|----------------|------------------|
| | 2,818,244,014.70 |
| 209,286,000.00 | 2,608,958,014.70 |

2020

2020

3.

3.

-
-
-
-
-
-

2020

3.

•

•

•

2020

3.

| | | | | | | |
|------|----|----|--|----|--------|-----------------------|
| 2020 | 12 | 31 | | 12 | | |
| 2020 | | | | | | |
| | | | | | 1.70% | 60,747,505.28 |
| 1 | | | | | 3.95% | 43,554,641.51 |
| 1 | 2 | | | | 100% | 44,059,764.36 |
| 2 | 3 | | | | 100% | 68,021,182.68 |
| 3 | | | | | 100% | <u>64,343,847.26</u> |
| | | | | | | <u>280,726,941.09</u> |
| | | | | | - | - |
| 1 | | | | | 4.25% | 2,671,539.05 |
| 1 | | | | | 38.48% | <u>19,221,679.32</u> |
| | | | | | | <u>21,893,218.37</u> |

2020

3.

2019

| | | | | |
|---|---|--|--------|-----------------------|
| | | | 0.21% | 7,624,005.85 |
| 1 | | | 6.86% | 54,027,209.14 |
| 1 | 2 | | 63.71% | 79,878,040.84 |
| 2 | 3 | | 100% | 56,613,394.51 |
| 3 | | | 100% | <u>24,458,450.44</u> |
| | | | | <u>222,601,100.78</u> |
| | | | - | - |
| 1 | | | 1.31% | 1,947,702.22 |
| 1 | | | 35.40% | <u>37,196,190.43</u> |
| | | | | <u>39,143,892.65</u> |

2020

3.

38.93% 1 2020 12 31 60.52% 2019

2020

| | 1 | 1 5 | 5 | |
|--------------------------|-------------------------|-----------------------|----------------|----------------------------|
| 8,010,691,861.27 | | - | - | - 8,010,691,861.27 |
| 177,548,306.72 | 6,742,031,228.94 | | 784,510,775.70 | - 7,704,090,311.36 |
| 69,430,360.00 | 1,354,584,472.83 | | - | - 1,424,014,832.83 |
| 346,929,837.09 | - | | - | - 346,929,837.09 |
| 2,942,090,808.03 | - | | - | - 2,942,090,808.03 |
| 4,053,818,128.57 | - | | - | - 4,053,818,128.57 |
| - | 241,773,193.34 | | - | - 241,773,193.34 |
| 39,261,367.75 | - | | - | - 39,261,367.75 |
| - | 607,766,835.47 | | 82,173,369.78 | - 689,940,205.25 |
| <u>7,001,260,452.40</u> | <u>-</u> | <u>-</u> | <u>-</u> | <u>- 7,001,260,452.40</u> |
| <u>22,641,031,121.83</u> | <u>8,946,155,730.58</u> | <u>866,684,145.48</u> | <u>-</u> | <u>- 32,453,870,997.89</u> |

2019

| | 1 | 1 5 | 5 | |
|--------------------------|--------------------------|-----------------------|----------------|----------------------------|
| 6,466,014,206.85 | | - | - | - 6,466,014,206.85 |
| 265,998,739.97 | 7,307,350,182.01 | | 363,314,498.46 | - 7,936,663,420.44 |
| 247,852,500.00 | 5,619,190,850.50 | | - | - 5,867,043,350.50 |
| 244,567,689.32 | - | | - | - 244,567,689.32 |
| 2,152,746,846.36 | - | | - | - 2,152,746,846.36 |
| 3,696,696,249.08 | - | | - | - 3,696,696,249.08 |
| - | 223,765,477.07 | | - | - 223,765,477.07 |
| 231,717,244.55 | - | | - | - 231,717,244.55 |
| - | 2,608,958,014.70 | | - | - 2,608,958,014.70 |
| - | 350,455,488.78 | | 73,266,575.05 | - 423,722,063.83 |
| <u>2,603,438,432.61</u> | <u>-</u> | <u>-</u> | <u>-</u> | <u>- 2,603,438,432.61</u> |
| <u>15,909,031,908.74</u> | <u>16,109,720,013.06</u> | <u>436,581,073.51</u> | <u>-</u> | <u>- 32,455,332,995.31</u> |

2020

2020

3.

2020

| | / | | / | | / |
|--|-----|-----------------|---|---|-----------------|
| | % | | | | |
| | 1 | (39,962,798.77) | | - | (39,962,798.77) |
| | 1 | (40,356,866.91) | | - | (40,356,866.91) |
| | 1 | (2,473,250.31) | | - | (2,473,250.31) |
| | (1) | 39,962,798.77 | | - | 39,962,798.77 |
| | (1) | 40,356,866.91 | | - | 40,356,866.91 |
| | (1) | 2,473,250.31 | | - | 2,473,250.31 |

2019

| | / | | / | | / |
|--|-----|-----------------|---|---|-----------------|
| | % | | | | |
| | 1 | (33,820,202.61) | | - | (33,820,202.61) |
| | 1 | (58,316,266.93) | | - | (58,316,266.93) |
| | 1 | (2,955,659.58) | | - | (2,955,659.58) |
| | (1) | 33,820,202.61 | | - | 33,820,202.61 |
| | (1) | 58,316,266.93 | | - | 58,316,266.93 |
| | (1) | 2,955,659.58 | | - | 2,955,659.58 |

2020

3.

2020

| / | % | / | / | / |
|----|-----------------|---|---|-----------------|
| 5% | 25,242,055.55 | - | - | 25,242,055.55 |
| 5% | (25,242,055.55) | - | - | (25,242,055.55) |
| 5% | (71,222,165.53) | - | - | (71,222,165.53) |
| 5% | 71,222,165.53 | - | - | 71,222,165.53 |
| 5% | 20,668,735.37 | - | - | 20,668,735.37 |
| 5% | (20,668,735.37) | - | - | (20,668,735.37) |

2019

| / | % | / | / | / |
|----|-----------------|---|---|-----------------|
| 5% | 51,109,122.00 | - | - | 51,109,122.00 |
| 5% | (51,109,122.00) | - | - | (51,109,122.00) |
| 5% | (18,900,309.51) | - | - | (18,900,309.51) |
| 5% | 18,900,309.51 | - | - | 18,900,309.51 |
| 5% | 40,751,753.30 | - | - | 40,751,753.30 |
| 5% | (40,751,753.30) | - | - | (40,751,753.30) |

2020

3.

2020 12 31

| | 2020 | 2020 / | 2019 | 2019 / |
|---|--------|---------------|--------|---------------|
| A | 2,438 | 2,442/1,683 | 1,802 | 1,865/1,303 |
| | 27,231 | 29,056/21,696 | 28,190 | 30,157/25,064 |
| | 2,966 | 2,966/1,796 | 1,798 | 1,802/1,215 |
| | 12,888 | 12,899/6,861 | 8,973 | 9,022/6,464 |
| | 14,525 | 14,525/8,777 | 13,913 | 13,944/11,190 |

2020

3.

10%

2020

| | | | | |
|---|------------------|---------------|-----------|---------------|
| | | / | / | / |
| — | | | | |
| — | 229,111,495.06 | 17,261,902.13 | - | 17,261,902.13 |
| — | 504,634,170.91 | 50,463,417.09 | - | 50,463,417.09 |
| — | 1,042,931.91 | - | 88,649.21 | 88,649.21 |
| — | 92,845,135.73 | 9,284,513.57 | - | 9,284,513.57 |
| — | 1,058,243,427.52 | | | |

2020

3.

2019

| | | | | |
|---|----------------|---------------|------------|---------------|
| | | / | / | / |
| — | | | | |
| — | 372,441,186.05 | 27,998,877.75 | - | 27,998,877.75 |
| — | | | | |
| — | 32,570,560.80 | 3,257,056.08 | - | 3,257,056.08 |
| — | | | | |
| — | 104,697,197.40 | 10,469,719.74 | - | 10,469,719.74 |
| — | | | | |
| — | 51,638,890.67 | 5,163,889.07 | - | 5,163,889.07 |
| — | | | | |
| — | 1,553,830.62 | - | 116,537.30 | 116,537.30 |
| — | | | | |
| — | 52,734,623.05 | 5,273,462.30 | - | 5,273,462.30 |

2020

4.

2020 2019

| 2020 | 2019 |
|--------------------------|--------------------------|
| 7,909,345,705.88 | 6,348,937,954.66 |
| 6,730,684,859.60 | 2,355,050,489.74 |
| 1,329,800,745.62 | 5,283,863,183.83 |
| 7,145,885,213.28 | 7,293,043,830.91 |
| 627,290,667.14 | 410,188,347.41 |
| <u>9,961,801,644.89</u> | <u>9,533,268,377.32</u> |
| <u>13,781,205,546.63</u> | <u>12,157,815,429.23</u> |
| <u>45,984,281,812.95</u> | <u>39,204,213,324.17</u> |
| <u>59,765,487,359.58</u> | <u>51,362,028,753.40</u> |
| <u>23%</u> | <u>24%</u> |

2020

1.

2020

| () | () | () | |
|-------------------------|-------------------------|-------------------------|-------------------------|
| 1,215,451,373.18 | 504,859,573.65 | 249,784,946.95 | 1,970,095,893.78 |
| - | 1,042,931.91 | - | 1,042,931.91 |
| - | 196,526,244.55 | 1,264,242,703.86 | 1,460,768,948.41 |
| <u>-</u> | <u>628,881,442.84</u> | <u>-</u> | <u>628,881,442.84</u> |
| <u>1,215,451,373.18</u> | <u>1,331,310,192.95</u> | <u>1,514,027,650.81</u> | <u>4,060,789,216.94</u> |
| <u>-</u> | <u>-</u> | <u>73,503,276.30</u> | <u>73,503,276.30</u> |

2019

| () | () | () | |
|-----------------------|-----------------------|-------------------------|-------------------------|
| 456,650,637.52 | - | - | 456,650,637.52 |
| 1,553,830.62 | 52,909,402.00 | 53,245,993.11 | 107,709,225.73 |
| 104,697,197.39 | 52,734,623.05 | 1,825,722,715.74 | 1,983,154,536.18 |
| <u>-</u> | <u>445,102,703.18</u> | <u>-</u> | <u>445,102,703.18</u> |
| <u>562,901,665.53</u> | <u>550,746,728.23</u> | <u>1,878,968,708.85</u> | <u>2,992,617,102.61</u> |
| - | - | 209,286,000.00 | 209,286,000.00 |
| <u>-</u> | <u>-</u> | <u>2,608,958,014.70</u> | <u>2,608,958,014.70</u> |
| <u>-</u> | <u>-</u> | <u>2,818,244,014.70</u> | <u>2,818,244,014.70</u> |

2020

2.

2020

| | () | () | () |
|-----|-------------------------|-------------------------|----------------------------|
| | - | 9,700,000.00 | - 9,700,000.00 |
| | - | 21,814,100.00 | - 21,814,100.00 |
| | - | 210,259,093.34 | - 210,259,093.34 |
| | - | 7,172,117,198.69 | - 7,172,117,198.69 |
| () | <u>5,357,695,000.00</u> | <u>1,495,538,776.63</u> | <u>- 6,853,233,776.63</u> |
| | <u>5,357,695,000.00</u> | <u>8,909,429,168.66</u> | <u>- 14,267,124,168.66</u> |

2019

| | () | () | () |
|-----|-------------------------|-------------------------|----------------------------|
| | - | 9,700,000.00 | - 9,700,000.00 |
| | - | 19,805,000.00 | - 19,805,000.00 |
| | - | 194,260,477.07 | - 194,260,477.07 |
| | - | 7,460,377,229.88 | - 7,460,377,229.88 |
| () | <u>5,288,086,500.00</u> | <u>2,031,818,202.82</u> | <u>- 7,319,904,702.82</u> |
| | <u>5,288,086,500.00</u> | <u>9,715,960,909.77</u> | <u>- 15,004,047,409.77</u> |

2020

3.

| | <u>2020 12 31</u> | <u>2019 12 31</u> | <u>2020 12 31</u> | <u>2019 12 31</u> |
|-----|-------------------|-------------------|-------------------|-------------------|
| () | 7,145,885,213.28 | 7,293,043,830.91 | 7,172,117,198.69 | 7,460,377,229.88 |
| | 6,800,337,761.97 | 7,225,957,380.83 | 6,853,233,776.63 | 7,319,904,702.82 |

2020

4.

| | | |
|------------------|---------------|------------|
| 2020 12 31 | | |
| 2,818,244,014.70 | 73,503,276.30 | 2019 12 31 |

2020

5.

2020

6.

2020

614,236,815.44

2020

2019

249,784,946.95

1.

500 206

() (%) (%)
480,000 38.62 38.62

2.

3.

2020

4.

Glsmmed Trade S.A Glsmmed Trade

Saladax Biomedical, Inc. Saladax

Nature's sunshine(Far East) limited

2020

4.

Integrated Endoscopy, Inc.(Integrated Endoscopy)
New Frontier Health Corporation NFH

Gland Chemicals Pvt Ltd Gland Chemicals
Dhananjaya Properties LLP Dhananjaya
Sasikala Properties LLP Sasikala

KOLLER FORMENBAU GMBH KOLLER

2020 3 19

2020 5 9

2020 3 19

2020 5 9

2020

5.

(1)

| | | 2020 | 2019 |
|-----------------|-----|----------------|----------------|
| | 1 a | 304,213,422.23 | 263,224,073.00 |
| | 1 b | 241,805,731.02 | 1,520,460.42 |
| Gland Chemicals | 1 c | 124,864,341.48 | 101,389,009.00 |
| | | 28,322,675.46 | 5,602,194.74 |
| Saladax | | 7,464,815.97 | 7,520,634.61 |
| | | 2,280,659.60 | 2,709,674.46 |
| | | 2,242,789.43 | 6,254,490.20 |
| | | 906,628.14 | 4,230,686.18 |
| | | 510,381.29 | 6,590,547.48 |
| | | 228,948.47 | 752,375.98 |
| | | 58,490.55 | 109,244.95 |
| | | - | 1,619,550.00 |
| | | - | 3,236,534.00 |
| | | <hr/> | <hr/> |
| | | 712,898,883.64 | 404,759,475.02 |
| | | <hr/> | <hr/> |

2020

5.

(1)

| | 2020 | 2019 |
|----------------------|-------------------------|-------------------------|
| (1)d | 2,980,592,629.03 | 3,134,237,426.54 |
| (1)e | 457,303,618.58 | 448,804,069.09 |
| | 177,953,820.93 | 217,367,841.82 |
| | 153,284,308.89 | 66,287,406.41 |
| (1)f | 117,801,241.20 | 607,581.76 |
| | 85,458,795.99 | - |
| | 11,991,791.26 | 8,111,034.78 |
| | 9,292,035.36 | - |
| | 7,035,749.83 | 46,202,822.45 |
| Gland Chemicals | 6,229,263.37 | - |
| KOLLER | 3,595,160.00 | - |
| | 4,617,096.92 | 3,572,915.08 |
| | 3,406,977.73 | - |
| | 3,245,846.28 | 5,101,572.72 |
| | 3,007,913.31 | 3,103,844.17 |
| | 2,202,088.68 | - |
| NFH | 2,083,391.71 | 4,042,175.25 |
| | 1,611,975.57 | 17,696,317.50 |
| | 1,575,440.73 | 1,677,295.27 |
| | 56,388.80 | - |
| | 37,725.69 | 118,834.90 |
| | 35,255.64 | 36,301.80 |
| | 23,964.60 | - |
| | 8,232.83 | - |
| | - | 134,101.24 |
| Integrated Endoscopy | - | 29,135.78 |
| | - | 26,756.93 |
| | - | 4,120.68 |
| | <u>4,032,450,712.93</u> | <u>3,957,161,554.17</u> |

2020

2020

5.

(3)

2020

2019

(3)

7,904,438.64

7,279,147.77

(4)

4

146,238,055.62

2020/8/27

2021/6/24

(5)

2020

2019

(5)

2020

5.

(2)

(a)

NFH

| | | |
|---------------|------|---------------|
| 19,730,007.90 | 2019 | 31,098,093.53 |
|---------------|------|---------------|

(b)

Dhananjaya

Sasikala

| | | |
|--------------|------|--------------|
| 6,780,352.99 | 2019 | 6,031,027.54 |
|--------------|------|--------------|

(3)

| | | |
|--------------|--------------|------|
| 7,279,147.77 | 7,904,438.64 | 2019 |
|--------------|--------------|------|

(4)

2020 12 31

Fosun Medical Holdings AB

(5)

| | | |
|---------------|---------------|------|
| 78,662,342.18 | 90,275,901.39 | 2019 |
|---------------|---------------|------|

2020

5.

(6)

25,782,718.10

6.

2020 12 31

7.

| | <u>2020</u> | | <u>2019</u> | |
|-----|-----------------------|---|-----------------------|---|
| | 558,132,241.98 | - | 561,180,094.40 | - |
| | 91,690,550.13 | - | 94,588,982.72 | - |
| | 49,769,366.32 | - | 122,733,869.78 | - |
| | 36,664,517.24 | - | 12,166,864.21 | - |
| | 5,250,000.00 | - | - | - |
| | 3,772,441.51 | - | - | - |
| | 1,802,864.22 | - | 91,702.00 | - |
| NFH | 705,285.12 | - | 92,118.34 | - |
| | 178,620.09 | - | 604,060.06 | - |
| | - | - | 559,808.00 | - |
| | - | - | 637,200.00 | - |
| | - | - | 2,930,560.00 | - |
| | - | - | 981,807.35 | - |
| | <u>747,965,886.61</u> | - | <u>796,567,066.86</u> | - |

2020

7.

| <u>2020</u> | | <u>2019</u> | |
|------------------------------|---|------------------------------|---|
| 177,103,510.47 | - | 145,678,181.34 | - |
| <u>44,899,649.56</u> | - | <u>27,042,157.35</u> | - |
| <u><u>222,003,160.03</u></u> | - | <u><u>172,720,338.69</u></u> | - |

| <u>2020</u> | | <u>2019</u> | |
|----------------------------|---|-----------------------------|---|
| 3,219,420.06 | - | 3,269,190.02 | - |
| 2,548,914.42 | - | 2,548,914.42 | - |
| 89,173.20 | - | 3,005,958.60 | - |
| 26,286.00 | - | - | - |
| - | - | 56,464.00 | - |
| - | - | <u>17,580,795.39</u> | - |
| <u><u>5,883,793.68</u></u> | - | <u><u>26,461,322.43</u></u> | - |

2020

7.

4

| <u>2020</u> | | <u>2019</u> | |
|----------------------|---|----------------------|---|
| 19,533,042.29 | - | 13,634,552.90 | - |
| - | - | 164,407.39 | - |
| - | - | 18,218,928.00 | - |
| - | - | <u>5,000,000.00</u> | - |
| <u>19,533,042.29</u> | - | <u>37,017,888.29</u> | - |

5

| <u>2020</u> | | <u>2019</u> | |
|---------------------|---|----------------------|---|
| 6,850,666.28 | - | 488,237.93 | - |
| 934,987.64 | - | 1,443,789.26 | - |
| 370,140.44 | - | 536,086.99 | - |
| 20,777.51 | - | 43,901.90 | - |
| - | - | 58,101,055.91 | - |
| - | - | 477,530.00 | - |
| - | - | <u>1,800.00</u> | - |
| <u>8,176,571.87</u> | - | <u>61,092,401.99</u> | - |

2020

8.

| | 2020 | 2019 |
|-----------------|-----------------------|----------------------|
| | 157,707,632.08 | 180,235.19 |
| | 99,346,015.56 | 74,288,242.99 |
| | 47,592,355.04 | 111,591.43 |
| | 15,304,592.04 | - |
| Gland Chemicals | 2,074,759.73 | - |
| | 1,455,174.06 | 2,643,613.20 |
| | 177,840.97 | 243,832.74 |
| | - | 62,750.00 |
| | - | 334,264.35 |
| | <u>323,658,369.48</u> | <u>77,864,529.90</u> |

| | 2020 | 2019 |
|-----|----------------------|----------------------|
| | 25,651,720.16 | 7,082,248.49 |
| | 5,000,000.00 | 5,000,000.00 |
| | 2,742,668.20 | - |
| | 1,530,707.70 | 1,304,218.10 |
| | 1,489,238.09 | 100,000.00 |
| | 1,412,033.80 | - |
| | 171,008.84 | - |
| | 165,624.00 | 124,216.00 |
| NFH | 67,299.45 | 71,954.27 |
| | 22,836.00 | - |
| | - | 3,000,000.00 |
| | <u>38,253,136.24</u> | <u>16,682,636.86</u> |

2020

8.

2020

9.

| 2020 | 2019 |
|-----------------------|-----------------------|
| <u>188,839,750.00</u> | <u>188,839,750.00</u> |
| <u>301,487.86</u> | <u>246,671.88</u> |

| 2020 | 2019 |
|---------------------|---------------------|
| <u>9,466,616.81</u> | <u>5,715,981.28</u> |

188,839,750.00 10%

Nature's Sunshine(Far East) Limited

| 2020 | 2019 |
|---------------------|----------------------|
| <u>7,898,392.17</u> | <u>10,566,326.93</u> |

Nature's Sunshine(Far East) Limited

| 2020 | 2019 |
|-------------------|-------------------|
| <u>287,556.86</u> | <u>303,248.00</u> |

Fosun Industrial Co.,Limited Nature's Sunshine(Far East) Limited
7,898,392.17 3%

2020

1.

| | | | | | | | |
|---------------|------|----|------|-----|---------------|------|---------|
| 2018 | 4 | 14 | | | | | |
| | | | | | 22,750,000 | | |
| | 9.21 | | 2020 | 12 | 10 | | |
| 2,780,700 | | | | | | 9.21 | 2020 |
| | | | | | 46,049,895.47 | | |
| 2019 | 6 | 27 | | | Gland Pharma | | 154,650 |
| | | | | 540 | 2020 | | |
| 19,489,949.01 | | | | | | | |

1

| | 2020 | 2019 |
|--|-------------------------|-------------------------|
| | 2,672,447,076.04 | 2,191,767,565.76 |
| | <u>1,150,433,238.07</u> | <u>1,203,165,788.14</u> |
| | <u>4,003,225,341.83</u> | <u>4,285,335,118.29</u> |
| | <u>7,826,105,655.94</u> | <u>7,680,268,472.19</u> |

2

2020

1.

5

- (1)
- (2)
- (3)
- (4)
- (5)

2020

1.

2020

| | | | | | | |
|--------------------------|-------------------------|-------------------------|------------------|----------------------|-------------------------|--------------------------|
| 21,880,224,620.23 | 5,217,230,265.54 | 3,172,459,067.30 | - | 37,067,311.10 | - | 30,306,981,264.17 |
| <u>60,874,999.40</u> | <u>72,844,943.49</u> | <u>10,507,259.96</u> | <u>-</u> | <u>56,839,976.68</u> | <u>(201,067,179.53)</u> | <u>-</u> |
| <u>21,941,099,619.63</u> | <u>5,290,075,209.03</u> | <u>3,182,966,327.26</u> | <u>-</u> | <u>93,907,287.78</u> | <u>(201,067,179.53)</u> | <u>30,306,981,264.17</u> |
| 2,261,999,728.48 | 1,052,600,984.46 | 194,547,386.29 | - | 57,994,513.88 | (40,729,508.76) | 3,526,413,104.35 |
| (54,876,456.06) | 1,268,786.37 | (11,235,669.28) | - | (10,634,236.11) | 39,677,796.13 | (35,799,778.95) |
| (51,270,022.44) | 27,744,534.34 | (35,899,768.20) | 1,807,035,690.65 | (167,275,604.46) | - | 1,580,334,829.89 |
| 447,428,945.95 | 17,005,919.13 | 16,348,613.54 | (164,407.39) | 101,907,024.16 | - | 582,526,095.39 |
| (6,535,331.65) | (7,969,025.81) | 445,984.40 | - | - | - | (14,058,373.06) |
| 294,293,485.96 | 24,292,095.16 | 55,781,035.23 | - | 542,467.13 | - | 374,909,083.48 |
| (4,726,619.27) | (76,243,630.93) | (44,766,468.56) | - | (127,353,217.57) | - | - |

2020

2020

1.

| 2020 | 2019 |
|--------------------------|--------------------------|
| 22,118,678,922.12 | 21,963,335,493.41 |
| <u>8,188,302,342.05</u> | <u>6,621,816,539.77</u> |
| <u>30,306,981,264.17</u> | <u>28,585,152,033.18</u> |

| 2020 | 2019 |
|--------------------------|--------------------------|
| 45,541,737,741.84 | 40,917,782,498.27 |
| <u>11,163,880,826.23</u> | <u>12,322,697,610.46</u> |
| <u>56,705,618,568.07</u> | <u>53,240,480,108.73</u> |

2020

2.

1

| | | | |
|----|---------------|------|---------------|
| | | 2020 | |
| | 35,318,762.22 | 2019 | 39,980,548.25 |
| 43 | | | |

2

2020

1.

| | | | 2020 | 2019 | | |
|------|----|----------------|-----------------------|-----------------------|----|----|
| | | | 48,610,650.37 | 515,360,096.42 | | |
| | | | <u>296,000,000.00</u> | <u>390,000,000.00</u> | | |
| | | | <u>344,610,650.37</u> | <u>905,360,096.42</u> | | |
| 2020 | 12 | 31 | 296,000,000.00 | 2019 | 12 | |
| 31 | | 390,000,000.00 | | | | |
| 2020 | 12 | 31 | | 2019 | 12 | 31 |

3 1

2020

2.

| | 2020 | 2019 |
|--|--------------------------------|--------------------------------|
| | 250,508,466.60 | 319,536,873.77 |
| | <u>4,356,675,189.98</u> | <u>3,936,554,502.06</u> |
| | <u><u>4,607,183,656.58</u></u> | <u><u>4,256,091,375.83</u></u> |

| | 2020 | 2019 |
|--|------------------------------|------------------------------|
| | 142,984,246.93 | 298,537,913.48 |
| | 19,533,042.29 | 13,634,552.90 |
| | 19,680,000.00 | 7,200,000.00 |
| | 68,311,177.38 | - |
| | - | <u>164,407.39</u> |
| | <u><u>250,508,466.60</u></u> | <u><u>319,536,873.77</u></u> |

| | 2020 | 2019 |
|---|--------------------------------|--------------------------------|
| 1 | 4,356,647,896.91 | 3,936,520,708.99 |
| 3 | <u>123,844.39</u> | <u>130,344.39</u> |
| | 4,356,771,741.30 | 3,936,651,053.38 |
| | <u>96,551.32</u> | <u>96,551.32</u> |
| | <u><u>4,356,675,189.98</u></u> | <u><u>3,936,554,502.06</u></u> |

2020

2

| | | | |
|------------|------------|-------------------------|---------------|
| 2020 12 31 | 2019 12 31 | 5% | 5% |
| 2020 12 31 | | | 2019 |
| 12 31 | | | |
| 2020 12 31 | 2019 12 31 | 4,356,497,896.91 | |
| | | 3,934,311,133.49 | |
| 2020 12 31 | | | |
| | | 2,758,385,527.50 | 63.31% |
| | | 602,999,301.69 | 13.84% |
| | | 352,151,288.59 | 8.08% |
| | | 170,333,238.97 | 3.91% |
| | | <u>167,264,269.48</u> | <u>3.84%</u> |
| | | <u>4,051,133,626.23</u> | <u>92.98%</u> |

2020

2

2019 12 31

| | |
|-------------------------|---------------|
| | (%) |
| 2,802,006,310.55 | 71.18% |
| 812,472,701.69 | 20.64% |
| 169,696,269.48 | 4.31% |
| 58,899,771.47 | 1.50% |
| <u>37,740,000.00</u> | <u>0.96%</u> |
| <u>3,880,815,053.19</u> | <u>98.59%</u> |

3.

| | 2020 | 2019 |
|--|-----------------------|-----------------------|
| | 344,490,000.00 | 284,000,000.00 |
| | <u>450,384,452.79</u> | <u>134,302,069.82</u> |
| | <u>794,874,452.79</u> | <u>418,302,069.82</u> |

2020 12 31 2019 12 31

4.

| | 2020 | 2019 |
|--|-------------------------|-------------------------|
| | <u>1,687,000,000.00</u> | <u>3,118,000,000.00</u> |

2020 12 31

2020

5.

2020

| | | | | | | | | | | | |
|-------------------------|--------------------------|-----------------------|----------------------|-------------------------|-----------------------|-----------------------|-------------------------|----------------------|----------|--------------------------|-----------------------|
| | 12,516,722,034.87 | - | - | 1,779,579,126.76 | 3,698,578.99 | 286,274,134.67 | (464,961,000.00) | - | - | 14,121,312,875.29 | - |
| | 1,001,457,418.89 | - | - | 24,182,760.33 | 107,445,813.25 | - | - | - | - | 1,133,085,992.47 | - |
| Sunshine Products, Inc. | 203,882,298.72 | - | - | 16,906,553.83 | 1,281,014.23 | - | - | - | - | 222,069,866.78 | - |
| | 464,020,704.12 | - | - | (8,112,567.50) | - | - | - | - | - | 455,908,136.62 | - |
| | 421,457,268.41 | - | - | 34,403,968.72 | (1,217,018.27) | - | (44,000,000.00) | - | - | 410,644,218.86 | - |
| | 884,348,984.56 | - | - | (4,588,946.73) | (3,911,067.38) | 8,735,321.29 | (7,613,825.71) | 83,855,284.46 | - | 793,115,181.57 | 194,705,331.51 |
| | 2,260,798,747.79 | - | - | - | - | - | - | - | - | 2,260,798,747.79 | - |
| | 3,773,402,043.99 | 90,121,507.78 | - | - | - | - | - | - | - | 3,863,523,551.77 | - |
| | 162,296,606.00 | - | 53,040,000.00 | - | - | - | - | - | - | 109,256,606.00 | - |
| | 120,000,000.00 | - | - | - | - | - | - | - | - | 120,000,000.00 | - |
| | 3,440,000,000.00 | 200,000,000.00 | - | - | - | - | - | - | - | 3,640,000,000.00 | - |
| | 180,000,000.00 | - | - | - | - | - | - | - | - | 180,000,000.00 | - |
| | 252,253,103.28 | - | - | - | - | - | - | - | - | 252,253,103.28 | - |
| Fosun pharma USA Inc. | 265,214,483.74 | 55,562,000.00 | - | - | - | - | - | - | - | 320,776,483.74 | - |
| | 334,594,134.51 | - | - | - | - | - | - | - | - | 334,594,134.51 | - |
| | 76,677,174.19 | 111,920,000.00 | - | - | - | - | - | - | - | 188,597,174.19 | - |
| | <u>26,357,125,003.07</u> | <u>457,603,507.78</u> | <u>53,040,000.00</u> | <u>1,842,370,895.41</u> | <u>107,297,320.82</u> | <u>295,009,455.96</u> | <u>(516,574,825.71)</u> | <u>83,855,284.46</u> | <u>-</u> | <u>28,405,936,072.87</u> | <u>194,705,331.51</u> |

2020

5.

2019

2020

6.

| | 2020 | 2019 |
|--|-----------------------|-----------------------|
| | <u>151,914,039.20</u> | <u>137,436,726.04</u> |

7.

2019

| | | | |
|------------------------|----------------------|----------|----------|
| <u>(89,826,784.13)</u> | <u>38,245,993.17</u> | <u>-</u> | <u>-</u> |
|------------------------|----------------------|----------|----------|

2020

8.

| | | 2020 | 2019 |
|------|-------|-------------------------|-------------------------|
| | | <u>6,723,401,060.57</u> | <u>5,295,917,903.19</u> |
| 2020 | 12 31 | | 2019 12 31 |

9.

| | | 2020 | 2019 |
|--|--|-------------------------|-------------------------|
| | | 34,681,025.04 | 215,748,297.33 |
| | | <u>5,470,537,016.35</u> | <u>1,746,345,899.68</u> |
| | | <u>5,505,218,041.39</u> | <u>1,962,094,197.01</u> |

10.

| | | 2020 | 2019 |
|--|--|-------------------------|-----------------------|
| | | <u>1,533,550,250.00</u> | <u>346,740,000.00</u> |

2020**10.**

2020 12 31

| | | | <u>2020 12 31</u> |
|------------|------------|------|-------------------------|
| | | (%) | |
| 18/09/2015 | 21/03/2022 | 2.65 | 14,000,000.00 |
| 18/09/2015 | 18/09/2022 | 2.65 | 12,740,000.00 |
| 29/06/2020 | 28/06/2022 | 2.98 | 50,000,000.00 |
| 02/07/2020 | 01/07/2022 | 2.98 | 150,000,000.00 |
| 02/07/2020 | 01/07/2022 | 2.98 | 100,000,000.00 |
| 20/07/2020 | 28/06/2022 | 2.98 | 300,000,000.00 |
| 25/11/2020 | 24/11/2023 | 3.73 | 460,000,000.00 |
| 31/08/2020 | 31/08/2023 | 3.00 | 300,000,000.00 |
| 07/04/2020 | 07/04/2022 | 2.00 | <u>146,810,250.00</u> |
| | | | <u>1,533,550,250.00</u> |

2019 12 31

| | | | <u>2019 12 31</u> |
|------------|------------|------|-----------------------|
| | | (%) | |
| 18/09/2015 | 21/09/2021 | 2.65 | 10,000,000.00 |
| 18/09/2015 | 21/03/2021 | 2.65 | 10,000,000.00 |
| 18/09/2015 | 21/03/2022 | 2.65 | 14,000,000.00 |
| 18/09/2015 | 18/09/2022 | 2.65 | 12,740,000.00 |
| 02/04/2019 | 12/03/2021 | 4.51 | 50,000,000.00 |
| 28/06/2019 | 12/03/2021 | 4.18 | 50,000,000.00 |
| 12/03/2019 | 12/03/2021 | 4.51 | <u>200,000,000.00</u> |
| | | | <u>346,740,000.00</u> |

11.

| 2020 | 2019 |
|----------------------|----------------------|
| <u>40,947,814.50</u> | <u>88,133,575.88</u> |

| 2020 | 2019 |
|----------------------|----------------------|
| <u>40,947,814.50</u> | <u>88,133,575.88</u> |

2020

12.

| | 2020 | 2019 |
|---|-------------------------|-------------------------|
| | 103,075,150.15 | 645,296,000.00 |
| / | (164,407.39) | 3,986,264.85 |
| | - | (2,873,888.38) |
| | <u>1,842,370,895.41</u> | <u>1,711,677,645.57</u> |
| | <u>1,945,281,638.17</u> | <u>2,358,086,022.04</u> |

2020

1

| | 2020 |
|-----|------------------------------|
| (1) | 234,128,732.99 |
| (2) | 68,046,377.18 |
| (3) | 1,026,745,164.23 |
| | (163,444,431.05) |
| | (46,945,442.35) |
| | <u>(115,240,779.02)</u> |
| | <u>1,003,289,621.98</u> |
| | <u>(57,984,682.68)</u> |
| | <u><u>945,304,939.30</u></u> |

2020

1

(1)

Spirometrix

(2)

2020

208,832,392.64

87,065,275.02

27,086,417.05

322,984,084.71

2020

1

2

2020

2

2020

| | (%) | | |
|--|-------|------|------|
| | 10.84 | 1.43 | 1.43 |
| | 8.04 | 1.06 | 1.06 |

2019

| | (%) | | |
|--|-------|------|------|
| | 11.55 | 1.30 | 1.30 |
| | 7.77 | 0.87 | 0.87 |

| | |
|--|--|
| | |
| | |