600196

2021

.....

.....

.....

.....

.....

.....

Nova		Nova Medical Israel ltd.
POCT		Point-Of-Care Testing
RBRVS		Resource-based relative value scale
Saladax		Saladax Biomedical,Inc.
Tridem pharma		Tridem pharma S.A.S
Windgothenburg		Windgothenburg (HK)Limited
Yaneng Bioscience		Yaneng Bioscience (HK) Limited,

		01099
		601969
		2021 3
		08267
FDA		U.S.Food and Drug Administration
		600282
		600429
		300452
		2021 4
		300226
		00755
		2021 4

		We Doctor Holdings Limited

		1 16
		1 22
		1233 32
		2021 2

2021 2 A

2010

A

( )

	2021	2020	(%)	2019
1	39,005,086,602.41	30,306,981,264.17	28.70	28,585,152,033.18
	4,735,269,690.83	3,662,812,937.98	29.28	3,321,617,566.05
	3,277,296,375.56	2,717,507,998.68	20.60	2,233,957,491.68
2	3,948,747,009.13	2,579,774,349.87	53.07	3,222,412,571.25
	2021	2020	%	2019
	39,191,949,140.14	36,995,533,131.22	5.94	31,888,066,063.03
	93,293,790,957.96	83,686,009,701.58	11.48	76,119,645,663.32

1

Gland Pharma Sisram

2 1 2

( )

	2021	2020	(%)	2019
	1.85	1.43	29.37	1.30
	1.85	1.43	29.37	1.30
	1.28	1.06	20.75	0.87
%	12.39	10.84	1.55	11.55

8.58 8.04 0.54

%

□ √

√ □

: :

	4,735,269,690.83	3,662,812,937.98	39,191,949,140.14	36,995,533,131.22
	-	-	-56,887,027.61	-56,887,027.61
	4,735,269,690.83	3,662,812,937.98	39,135,062,112.53	36,938,646,103.61

√ □

	1-3	4-6	7-9	10-12
	8,056,120,184.43	8,896,277,504.43	10,095,882,356.51	11,956,806,557.04
	847,185,598.42	1,635,187,127.60	1,082,360,597.51	1,170,536,367.30
	657,950,164.25	912,276,789.89	905,037,689.85	802,031,731.57
	736,760,723.49	969,880,499.25	1,309,137,066.71	932,968,719.68

□ √

√ □

: :

	2021	2020	2019
	2,182,147,130.09	234,128,732.99	1,709,222,521.25
	35,504,611.11	68,046,377.18	137,859,803.94
	332,729,921.98	1,026,745,164.23	-277,347,931.16
	-259,897,620.76	-46,945,442.35	30,092,620.17
	-674,720,277.86	-163,444,431.05	-71,951,143.37
	333,022,807.07	115,240,779.02	387,752,205.14
	-175,232,357.78	57,984,682.68	52,463,591.32
	1,457,973,315.27	945,304,939.30	1,087,660,074.37

1 ——

□ √

√ □

	1,970,095,893.78	4,241,069,085.61	2,270,973,191.83	818,299,198.76
	1,460,768,948.41	1,206,488,930.44	-254,280,017.97	-488,391,698.64
	1,042,931.91	29,915,556.21	28,872,624.30	-
	10,523,617.15	-	10,523,617.15	10,523,617.15
	-	230,112,505.04	230,112,505.04	11,867,494.96
	3,442,431,391.25	5,707,586,077.30	2,286,201,920.35	352,298,612.23

□ √

2021

/

DRG/DIP

2021

“ + ”

“ ”

“ 4IN ” Innovation Internationalization Integration Intelligentization “ ”

1

\Lö 15 eK-US ÿ:UBÈò Vñ !i#–• 0ô r!Q,´ 8Ãƒ1ar!Q,´Í ƒà Àc £¦,´. Å HîËà Ã ÀmÑî1 “ QÐºÌ Sb o 'B sq î P ì±¾ 0 •2„ ! !i#–• 0ô r!Q,´SÑ W7 •2„ ! !50 ¢ 0ô ì ¤Ÿ©0aW7ºÌ Sb o 'B ~

m Š m ì ŧ

k .

3

1

2

1

1

2021 7

2021

2018 “ 4+7 ”

+

2021 IQVIA 5.7%

2

3

2020

7 IQVIA 13

HER2

2021 6 CAR-T

Gland Pharma

60

RNA

BD &

2

1

5G 3D

/

POCT

DRG

MyCare NG-Test CARBA 5

I-SPOT.TB

3 G-Test “ ” Glycotest

HCC Panel POCT

3

1

2021

2021 6 “ ”

9 “ ” “ +

”

2021 5 2021

2021 2 2021

DRG/DIP

2

2021

2

“ ”

“ ”

3

RNA PROTAC

2021

2021

9

2021

2021

2021

LDT

2021

2021

2021 5

2021

(2021)

2021)

“ + ” “ + ” 2021

“ ” “ ” “ ”

“ Ů ˝

:

	2021		2020		
		%		%	%
	289.04	74.10	218.80	72.19	32.10
	59.38	15.22	52.17	17.21	13.82
	41.18	10.56	31.72	10.47	29.82
	254.06	65.14	221.19	72.98	14.86
	135.99	34.86	81.88	27.02	66.08

2021 “ ” ,

21.25%

“ 4IN ”

Innovation Internationalization Integration Intelligentization

2021

/

1

25% mRNA 2021 3

2021 9 2022 2

2,000 2021 6

CAR-T 2022 2 23 40

PD-1

(MSI-H)

FCN-437c

III

2 ĭ Œ ~ Ĭ

╪ ŕ * ⅝ ŭ ⊢ ⊢ Æ ũ 1 ℳ

135.99 ū

/

Gland Pharma 13 FDA

29.48% Gland Pharma 2022 2

Getz Pharma Getz Pharma 11

3 2021

2022

Sisram

Sisram

RT002

Sisram

29.02%

4

FDA GMP

RNA

289.04 32.10% 29.64
31.03% 26.30 BNTX
22.04% 44.86
22.23% 15.52% 33.59
8.91 36.10% 11.62%

1

mRNA 2021 3 2021 9
2,200
16.90 125.33% 2020
9.30 4.26
25%
2 Gland Pharma
29.48% Gland Pharma

- **mRNA**

mRNA
mRNA 2021 3 2021 9

mRNA

2021
6 2021 6 2021 8 12 15 2022 2
mRNA 2,000

● **CAR-T**

2021 6 CAR-T B

2021 8 b b

- III

IDMC

(OS)

•

2021 10

-

Vero

III 13

I 24 24

•

VC

BRAF V600E HLX208

HLX208 Ib/II 2022 2

Getz Pharma 11

Fosun Pharma AG

Helsinn

BCL-2 FCN-338

I

B 2021 10

RT002 III

MEK1/2 FCN-159 I

II 2021 11 CDK4/6

/

FCN-437c HR+ 2 HER2-
III 2021 11

-

2020 CMC

RT002
FCN-338
2022 2 Getz Pharma
11

2022 1 3 MPP
Molnupiravir
Nirmatrelvir / (Ritonavir)
2022 1 WHO-PQ 30
26 4
2022 1 FDA
FDA GMP
1,000
21
2 5 16 GPO 9
10 75% IDNs

39 800
MPP

~ ╪ c

	2021	2020 *	%
1 7	39.36	16.05	145.23
2 7	28.65	35.72	-19.79
3 7	85.97	39.16	119.54
4 7	10.39	13.82	-24.82
5 7	20.02	24.87	-19.50
6 7	11.35	10.36	9.56

1 145.23%

2 19.79%

3 119.54% mRNA

ƨ Æ % Ł ӝ

2021

240

1 186

35 PCT 26 62

1-

	64	/
	27	2 3
	26	3 2 6
	11	4 1 5
	14	5 4 2 2
	105	/
	14	/
	25	/

1 Gland Pharma

2 B

2-

		/			
1		FCN-338		I	I
2			B		
3		FCN-159		I	-
4			1	II	
5					-
6		ORIN1001		I	I
7		HLX208		I	-
8		SAF-189	ROS1	II	
9			ALK	III	
10		FN-1501			-
11				I	I
12		FCN-437c	1L	II [1]	I
13			2L	II [1]	
14		FCN-647	B	I	-
15		YP01001		I	-
16		FH-2001			-
17		FCN-207		I	-
18		FCN-342		I	-
19		ORIN1001		- [2]	I
20		ET-26		I	-

3-

		/			
1		PD-1	MSI-H	[1]	
2			sqNSCLC	[2]	III
3		PD-1 +	(ES-SCLC)	III [3]	
4			ESCC	III	-
5			/ GC neoadjuvant/adjuvant	III	-
6			nsNSCLC	III	-
7		PD-1 +	HCC	II	-
8			mCRC	II / III	-
9		PD-1 + HLX07 EGFR	HNSCC	II	-
10			sqNSCLC		-
11		HLX22 -2(HER2) +	GC	II	-
12		HLX07 EGFR		Ib/II [4]	
13		HLX20(PD-L1)			I
14		HLX26 LAG-3		I	-
15		HLX35 EGFR 4-1BB			(
16		HLX301 PD-L1 TIGIT		-	
17		HLX23 CD73		-	
18		HER2 F	HER2 /	I	-
19		-HyFc		Ib/II	-
20		HLX04-O VEGF	wAMD	III	

1 2021 3
II
2 2021 8
III
3 2021 12
III
4 Ib/II Ia

4-

		/		
1		SVN53-67/M57-KLH		
2		Tenapanor	(IBS-C)	I

5-

		/		
1		( )	mCRC NSCLC	
2		HLX11 HER2 II)	BC	I
3		HLX05 EGFR)	mCRC HNSCC	I
4		HLX12 VEGFR2 II-III	GC NSCLC mCRC	I
5		HLX13 CTLA-4	(RCC) (mCRC)	
6		HLX15(CD38)	MM	
7				
8				
9				
10		(50R)		III
11				III
12		CHO		
13				
14		HLX14 (RANKL)	OP	I

2022 1

CAR-T Gland

Pharma 13 FDA 6-

5 Gland Pharma IDL

23

“ ” 7-

6-

1	[1]		B r/r DLBCL	CAR-T

1	4+7			5mg*7		0.49
2				10mg*7		27.86
3				0.25g*6		6.36
4				0.15g*10		1.40
5				2.5mg*10		0.69
6				0.1g*100		5.02
7				40mg*16		16.48
8				0.1g*30		33.96
9				2mg*14		10.80
10				0.25g*50		6.03
11				10mg*14		15.26
12				40mg*8 / *4 /		19.17
13			2	10mg*10 / *1 /		19.51
14			1 2 3 4 5 6	0.5g*10 / *3 /		20.40
15				0.2g*10 / *3 /		798.00
16				20mg*60 /		58.80
17				0.25g*100 /		19.49
18			1 D D 2	0.25μg*10 / *3 /		36.90
19			1 50mg LHRH 2 150mg	50mg*14 / /		162.73
20				3ml:300 *1		29.36
21		(30/70)		3ml:300 *1		29.80

6,000 2,000 10,000
20
OTC

- 1,700 200
DTP
3,000 1,000 DTP

- 600
TOP200
15

- 1,000
39 800
21 2 5 16
GPO 9 10 75%
IDNs

-

Gland Pharma

“ FOPEX ” FOPEX2.0

GMP

60 700

59.38 8.26

20.00 2021 “ ”

21.25%

12.60% 15.27%

Sisram “

” “ ” 73

18

Sisram 2.94

3,252 Sisram

Sisram

Sisram 2021 11

2021 7 Sisram

Sisram RT002

C

Siaram Sisram Nova 40%

Nova Sisram Nova 2022

1 Sisram

Breas

Everyware Drager Medical

“ ”

2021 73

Sisram

90 60% Sisram

Breas

MyCare NG-Test CARBA 5

I-SPOT.TB

3 G-Test “ ”

F-i3000 F-C800

ASTA Glycotest HCC Panel

POCT

“ ”

12

2022 2 6 8

2021 5,210.51 , 130.65

77.59 14.16% 8.00% 7.95%

2021

“ 4IN ”

“ ” “ ”

“ ”

GSP ERP “ ”

ERP BI

KPI

“ ”

√ □

1

2,800

1,500 49.75

12.75%

2

BD &

3

6,900 1,700 OTC

600 1,200

( )

□ √

2.

√ □

(1).

: :

			%	%	% [10]	%
[1]	289.04	138.40	52.12	32.10	59.70	8.27
[2]	59.38	30.42	48.77	13.82	20.62	2.89
	41.18	33.33	19.06	29.82	32.21	1.46
			%	%	%	%
[3]	39.36	8.28	78.96	145.23	152.44	0.60
[4]	28.65	5.95	79.23	-19.79	12.05	5.90
[5]	85.97	49.36	42.58	119.54	242.07	20.57
	10.39	0.88	91.53	-24.82	-36.69	1.59
[6]	20.02					

5 mRNA
6

7
8 mRNA
Gland Pharma Sisram
9 -
10 2020

(2).

√ □

					%	%	%
mRNA 0.3mg/			2,206	0			
100mg/		148	143	24	78	120	26
150mg/		85	75	14	332	397	216

mRNA

mRNA 2021

(3).

□ √

(4).

			(%)		(%)	(%)
[1]		138.40	68.42	86.66	63.10	59.70
		30.42	15.04	25.22	18.36	20.62
[2]		33.33	16.48	25.21	18.36	32.21
			(%)		(%)	(%)
[3]		8.28	5.98	3.28	3.78	152.44
		5.95	4.30	5.31	6.13	12.05

5		0.88	0.64	1.39	1.60	-36.69
		12.56	9.08	10.87	12.54	15.55
		8.44	6.10	7.56	8.72	11.64

1
2
3 2020

4 mRNA
5

6 2020

(5).

□ √

(6).

□ √

(7).

A.

86.23 22.11%
38.68 9.92 %

50% 5

□ √

B.

28.19 16.08%
3.66 2.09%
50% 5

□ √

3.

√ □

90.99 23.33% 3.6

1 2

3

38.34 37.17%

4.64 35.91%

4.

(1).

√ □

	38.34
	11.41
	49.75
%	12.75
(%)	15.52
%	22.93

(2).

√ □

	2,849
%	7.85%
	269
	1,286
	1,034
	205
	55
30 30	1,187
30-40 30 40	1,283
40-50 40 50	270
50-60 50 60	95
60	14

(3).

√ □

44.86 22.23% 15.52%

33.59 8.91 36.10% 11.62%

(4).

5.

√ □

			%	
	39.49	25.80	53.07	1 2 mRNA
	-38.57	-47.06	18.04	
	-8.31	14.67	-156.65	

( )

□ √

( )

√ □

1.

		%		%	%	
	42.41	4.55	19.70	2.35	115.28	BNTX
	0.16	0.02	2.42	0.29	-93.39	
	60.29	6.46	45.65	5.45	32.07	
	4.28	0.46	6.29	0.75	-31.96	
	8.43	0.90	3.26	0.39	158.59	
	4.64	0.50	-	-		
	1.89	0.20	-	-		
	0.77	0.08	-	-		
	0.30	0.03	0.01	-	2,900.00	
	4.75	0.51	3.23	0.39	47.06	
	20.14	2.16	10.84	1.30	85.79	

	5.48	0.59	3.47	0.41	57.93	
	45.15	4.84	29.42	3.52	53.47	
	15.29	1.64	0.55	0.07	2,680.00	
	12.96	1.39	9.16	1.09	41.48	
	23.55	2.52	13.30	1.59	77.07	16 “ 21 01 ” 12.5 “ 17 01 ” 5 “ 18 02 ” “ ” 13 “ 18 01 ” “ ” “ ”
	0.54	0.06	-	-		¥

Tridem Pharma

(2)

/

(2)

1.

(1).

√ □

“ ” “ ”

(2).

√ □

√ □

mRNA

SARS-CoV-2

COVID-19

□ √

□ √

□ √

√ □

(%)

/

2.

(1).

√ □

(2).

√ □

PD-1		MSI-H/dMMR / ESCC sqNSCLC (ES-SCLC) GC			
PD-1 +		nsNSCLC HCC mCRC			
HLX208					
mRNA		SARS-CoV-2 COVID-19			
FCN-159	US 505(b) [1]	I			
ORIN1001	US 505(b) [1]				
		mCRC NSCLC			

RT002 DaxibotulinumtoxinA		GL CD			
FCN-338		B			

505(b)

(3).

√ □

1	HLX15	CD38	

			FL MZL
15	FCN-159	2	I NF1
16	HLX04-O VEGF	3	wAMD
17	HLX23 CD73	US 505(b) [4]	
18	HLX301 PD-L1 TIGIT	5	
19	NS002	US 505(b) [4]	
20	NS012	US 505(b) [4]	

1
2
3
4 505(b)
5

1	y		
2	y		
3			
4	PD-1		Microsatellite Instability-High, MSI-H
5	PD-1		
6			
7			
8	mRNA		12 SARS-CoV-2 COVID-19

1			B r/r DLBCL
2	( )		mCRC

(5).

√ □

“ ” “ ”

(6).

√ □

		%	%	%
	2.46	7.31	5.96	7.81
	9.90	9.41	8.17	10.66
	5.81	4.26	4.23	21.10
	4.11	4.83	4.42	29.21
	6.82	7.95	6.23	30.36
				5.82
	%			12.75
	%			10.28
	%			22.93

1 5 2020

2 5 2020

□ √

	2021				
(7). √ □					
PD-1	4.93				
PD-1 +	1.66				
HLX208	1.56				
mRNA	1.17	1.17	-	0.30	40.96
FCN-159	0.67	0.67	-	0.17	142.70

(2).

√ □

		%
	24.12	26.51
	57.78	63.50
	3.16	3.47
	1.44	1.58
	1.21	1.33
	3.28	3.61
	90.99	100.00

√ □

		%
	9.38	37.60
	3.08	29.40
	5.02	36.78
	3.03	35.62
	2.58	30.11
		90.99
%		23.33

1 5 2020

2 5 2020

3 5 2020

□ √

4.

□ √

( )

√ □

	48.97
	37.18
	11.79
%	31.71

√ □

1 81.26 H
3,387.08 0.15%
2021 1 4 EverGlory Letter Agreement ,
16,288 40,211 EverGlory 320
790 H 0.59% 1.45%
2021 1 4
2021 7
5,016 152 0.28%
2021 7

57.48%
98,405 -16.25%

2 2021 8 WuChun
18,188.08
58.6702%
2021 11

34.5076% 2025
18 10 3.1
618
-0.10%

3 2021 10 7

110,803.38 100% 289,800
73.01%
100% 100%
73.01%
2021 10

141,003.67
1,502.7567 18.80%

1,556
-0.26%
4 2021 11
80,920 70%
2022 1

5 2021 12 Weibo Wang
14,100 Weibo Wang 23.9992%
100%
2022 1

1,832 0.30%

2.

√ □

2021 11 /
81,800 “ ”
/

/

3.

√ □

	BNTX	BNTX.US	3.26	1,580,777	25.98		-	17.57
	BFLY	BFLY.US	6.92	10,716,630	3.20		3.27	-6.99
		02096.HK	0.51	35,015,629	2.57		0.81	0.07
		002412.SZ	2.56	24,263,820	1.54		-	-0.08
	AMRX	AMRX.US	4.34	3,113,645	0.95		-	0.02
		HANDA.TW	0.79	12,557,775	0.89		-	0.57
		300434.SZ	0.71	5,507,150	0.60		-	0.18
	ONCR	ONCR.US	0.65	962,323	0.32		-	-1.61
		03869.HK	0.34	3,030,000	0.25		-	-0.03
		688553.SH	0.30	767,963	0.25		-	-0.05
		300244.SZ	-	514,612	0.17		-	-
	CFRX	CFRX.US	0.69	745,386	0.12		-	-0.12
		002099.SZ	-	924,000	0.08		-	-
	CHEK	CHEK.US	0.25	127,558	-		-	-

BNTX 31.63

/ 2021 12 31 BNTX 257.80 / 2022 3 21 BNTX 170.12 /

4.

□ √

( )

√ □

1 2021 1 Share Purchase Agreement , 7,200 14,647,109 2021 1 34,786,884 D 39,669,253 E 5.83% 26,215 4.33%

2 2021 4 100% 2020 12 31 2020 12

37,388.72 2021 5

87 -0.01%

7,862 1.30%

“ ”

3 2021 5

75%

2020 10 31 [2021] 184

55,346.71 2021 7

88 0.01%

400 0.07%

4 2021 8

143,256.3030 25.0011%

8.3337% 2020 12

31

2022 3

3,122 0.52%

600488

5 2021 9 Yaneng Bioscience

Yaneng Bioscience

159,610 Yaneng Bioscience 29.0200%

100%

19.9976%

2021 12

26,919

4.45% 139,918

23.11%

6 2021 12 Share Sale and Purchase

Agreement 39,000 36,455

/

100%

6,500

2022 2

1,242 0.21%

( )

√ □

1

		1.97	67.85	47.35	57.49	8.74	8.09
		4.52	55.57	29.94	70.40	5.63	5.01
Gland Pharma			84.47	74.12	36.58	11.74	8.79
[1]			282.97	162.58	135.15		29.47

1 Gland Pharma Sisram

2

[1]		5.43	71.73	22.97	16.82	-9.84
		2.85	15.80	10.66	10.52	3.04
[2]		0.50	31.51	19.53	20.10	1.58
Sisram [3]			33.80	25.73	18.99	2.10

1

2

3 Sisram

3

2021

/

( )

√ □

“ ”

“

”

( )

√ □

2022

2022

/

Ū Æ s Ū Æ s

2022

“ ” “ ”

DRG RBRVS DIP

“ ”

2022

/

2022

2022

GMP 30

( )

√ □

1

“ ”

2021

/

3

4

1

“ ”

2

5

6

( )

□ √

□ √

√ □

1

2

11 2

4

3

4

5

6

CSR ESG

/

“ A ”

7

/

/

□ √

/

/

√ □

											2
				2016 8 31	2022 6 24						
			52	2020 10 29	2022 6 24	1,060,900	1,060,900	0		1,098.40	
				2016 6 7	2022 6 24						
				2021 12 7	2022 6 24						
			57	2022 1 4	2022 6 24	202,500	202,500	0		718.79	

Aimin Hui			59	2021 3 5 2017 11 1	2022 6 24 2021 3 4	0	0	0		1,406.67	
			51	2022 1 4 2019 6 25	2022 6 24 2022 1 3	50,000	50,000	0		411.23	

1
2 2021
3 2020 10 2021 2020 2020

	2004 4 (Sisram) (01696) (02696) Gland Pharma GLAND 2020 9 2021 6 (01099)
	2010 6 2010 6 2020 10 2020 10 2022 1 600422 000607
	2000 5 2000 5 2020 10 2020 10 2022 1 02696 Gland Pharma GLAND 2021 6 01099 2019 3 2021 3 01099
	00656 02696 Gland Pharma GLAND 01099 600429 2022 1 Unicorn II Holdings Limited 1994 4 2020 10 300244 01761 NFH 2022 1 Unicorn II Holdings Limited

00656

600429 2010 4 2020 10

01099 1993 2009

2010 2 12

	600827 600621
	300999 600623 834166 2022 2 600606 2007 5 2013 6 600874 01065 300363 601866 02866 601229 600018 2019 4 2021 12 300290
	2010 1
	2002 5 2020 10 2022 1 2022 1 01099 600511 000028 000950 2020 7 2021 8 300452
Aimin Hui	Hui 2017 11 2017 11 2021 3 2021 3 Hui 02696 Hui GE Cephalon,Inc.
	2013 1 2019 6 2022 1 2022 1 CLSA Limited
	2004 4 2021 3 2022 1

	2022 1
	2015 10
	2020 4 2021 3 02696 01099 Sisram 01696 F. Hoffmann-La Roche AG
	2021 3 01099 2009 12 2018 1 600812 600511 2018 1 01099 000028
	2015 11 2017 1 2022 1 2022 1 Sisram 01696
	2010 7 2020 1 2022 1 2022 1
	2010 9 2020 1 2022 1 2022 1
	2003 7
	2005 2 Boston University 2021 6 2022 1

	2007 9 2007 9 2022 1 2022 1
	2006 6 2006 6 2022 1 2022 1
	2016 6 2016 6 2022 1 2022 1
	2020 10 2020 10 2022 1 2022 1 Morgan, Lewis & Bockius LLP Milbank LLP Clifford Chance LLP 00656
	2020 6 2021 11
	2020 10 2021 11
	2015 6 2021 6
	2015 6 2021 6
	2017 4 2020 10 2022 1
	2014 7 2014 9 2022 1
Lihui Zou	Zou 2017 2 2021 3 2021 9
	2011 6 2020 1 2021 2

□ √

1.

√ □

			2015 7	
			2017 11	
			2015 7	
			2017 11	
			2017 11	
			2020 2	
			2020 2	

2021 11 9

2.

√ □

			2017 4	
			2017 5	
			2018 11	
			2020 9	2021 6
			2021 12	
			2009 3	
			2017 2	
			2017 7	
			2019 3	2021 3
			2021 6	
			2012 8	
			2021 6	
			2015 7	
			2020 2	
			2009 2	
			2010 5	
			2012 8	
			2015 3	
			2019 1	2021 6
	NFH 2022 1 Unicorn II Holdings Limited		2019 12	2022 1
	Unicorn II Holdings Limited		2022 1	
			2021 8	
			2020 10	
			2020 10	2021 8
			2017 3	
			2021 5	
			2021 6	

			2015 7	
			2020 2	
			2013 12	
			2017 7	
			2019 11	
			2020 2	
			2020 2	2021 8
			2021 8	
			2020 5	
			2018 5	
			2003 6	
			2008 6	
			2020 12	
			2006 3	
			2018 7	
			2017 4	
			2019 7	
			2020 11	
			2020 10	
			1998 2	
	HKU Innovation Holdings Limited		2020 4	
			2013 11	
			2017 6	
			1998 2	
			2019 4	2021 12
			2019 4	
			2020 6	
			2020 12	
			2020 12	
			2022 2	
			2016 2	
			2016 8	
			2017 5	
			2017 9	
			2018 4	2021 12
			2018 8	
			2019 5	
			2019 7	

			2021 6 11
			2021 11 9
			2021 11 9
			2021 3 1
			2022 1 4
			2022 1 4
			2022 1 4
			2022 1 4
			2022 1 4
			2021 3 1
Lihui Zou			2021 3 5 2021 9 22
			2022 1 4
			2022 1 4

□ √

□ √

	2021 2 4	
	2021 3 1	
	2021 3 5	
	2021 3 12	2021 2021 A H
	2021 3 29	2020 2020 2020 2020 2020 2020 2021 2020 2020 / 2021 / 2020 2021

		2020 2020 2021 / A / H A H 2020 2020
	2021 4 6	A A A A
	2021 4 26	2021 100% 2021 A H 2021
	2021 5 8	BioNTech SE Term Sheet
	2021 5 31	75%
	2021 6 9	/ / NOVA JV (US) LLC 49%
	2021 6 11	
	2021 6 17	
	2021 6 22	2021
	2021 6 29	
	2021 7 19	Sisram Medical Ltd
	2021 8 4	New Frontier Health Corporation
	2021 8 20	
	2021 8 23	2021 2021 2021 2021 -2031 2021 /

								[1]
		28	28	24	0	0		6
[2]		3	3	3	0	0		0
[2]		3	3	3	0	0		0
		28	28	28	0	0		0
		28	28	28	0	0		0
		28	28	28	0	0		0
		28	28	28	0	0		0
		28	28	27	0	0		3
		28	28	25	0	0		3
[3]		18	18	16	0	0		1
[3]		18	18	18	0	0		0
[4]		23	23	23	0	0		0
[4]		23	23	23	0	0		0
[5]		10	10	10	0	0		4
[5]		10	10	10	0	0		0

1 1 Æ

√ □

(1).

1 2021 6 11

2 2021 6 11

3 2021 11 9

(2).

2021 8 20	2021 -2031	

(3).

2021 2 1		
2021 3 23	2020	
2021 3 26	2020 2020 2020 2020 2021 2020 2020 / 2021 2020 2020 2020 2020	
2021 4 23	2021 100%	
2021 5 27		
2021 6 4	/ /	

	NOVA JV (US) LLC 49%	

2021 6 8

(5).

2021 3 9	2021 2021	
2021 3 26	2020	

(6).

2021 3 26	ESG		
2021 10 22	21 E		
2021 11 18			

(7).

□ √

□ √

Ã

	452
	4,399
	13,762
	9,410
	8,256
	36,279

√ □

1

2

3

√ □

2009 2017 ——

“ ”

/

2021 “ ” /

“ ” “ ” “ ” “ ”

1

3

“

”

2

2021

/

3 /

2021

“ CIO ” “ ACCA ”

4 “ “

/ FoTED

□ √

/

√ □

1

10%

1

80% 2

40% 3

20%

2 2021 6 11 2020 2020

2020 2021 7 16

2,562,898,545 10 4.30

2021 7 2021 7 10

http://www.sse.com.cn

2020 A

3 2021

10 5.60

√ □

	√ □
	√ □
	√ □
	√ □
	√ □

□ √

( )

√ □

2021 2021 H 2021	2021 3 13 2021 6 5 2021 6 12 http://www.sse.com.cn

√ □

2022 3 23

http://www.sse.com.cn

( )

√ □

/ /

1

2

3

4

5

1.

√ □

1

/

		mg/L	mg/L	t		
		41.5	300	5.55		+ + + +
		1.1	30	0.14		
		40.4	500	1.45		+ +
		1.8	45	0.066		
		117.0	400	4.71		+
		1.4	35	0.057		
		173.6 61.1	500	11.56 1.40		

		5.0	25	1.70		
		51.0	300	2.35		+
		8.5	30	0.39		
		48.8	300	3.51		
		1.3	30	0.092		
		60.9	250	16.23		

759 5,000 / + +

/L

			8.9	20	0.01			
			0.023	80	0.000007			

		170.95	170.95

2.

√ □

3.

√ □

“ ”

4.

√ □

/

5.

√ □

/

/

/ /

6.

□ √

7.

√ □

/

( )

√ □

1.

□ √

2.

√ □

/

VOCs

EHS

/

/

/

/

3.

□ √

( )

√ □

EHS EHS

/

WHO 2021

4,800 2021

“ ”

“ ”

“

”

EHS √

EHS EHS EHS

EHS EHS EHS

/

2021 Q) 2025 EHS

EHS

“

”

2,659 1.6

0.170 0.355 2020 46% 2

/

A

√ □

2021

“ **121** ”

2021 9

“ 121 ”

“ ”

2021 11 “

” “ ”

“ ”

2021

“ ” “ ”

2021 11 “

” ____ “ ”

3

2022 1

√ □

A						
H		Fosun International Holdings Ltd.	1	2		
A			A	2020 11 25 A		
			A 1	2020 11 25 A		

□ □ √

□ √

□ √

□ √

“ ”

□ √

√ □

2021 5 < >

2021 11 2

“ 34 ”

□ √

□ √

□ √

	280
	14
	121
	10

		75
		0
		0
		0

2021 2 A

2010 A

√ □

2020 2021 6 11

2021

2021

□ √

( )

□ √

( )

□ √

( )

□ √

□ √

□ √

□ √

□ √

1

√ □

2020 2021	2021 3 30 http://www.sse.com.cn
	2021 6 10 http://www.sse.com.cn
2021	2021 8 24 2021 11 25 http://www.sse.com.cn

2

√ □

					(%)	
				36,580.13	2.0865	
				14,854.36	0.8473	
Gland Chemicals				8,142.03	0.4644	
Saladax				1,204.07	0.0687	
				1,991.78	0.1136	
				193.75	0.0111	
				155.52	0.0089	
NFH				33.27	0.0009	
				386,014.14	9.8965	
NFH				34.76	0.0009	
				74,962.43	1.9219	
				1,713.05	0.0439	

Gland

Chemicals				14.65	0.0004	
				218.96	0.0056	
				709.05	0.0182	
				891.22	0.0228	
				2,738.12	0.1562	
				757.07	0.0432	
Dhananjaya Partners LLP				22.49	0.0013	
Sasikala Properties LLP				8.20	0.0005	
				290.55	0.0074	
				25.15	0.0006	
				94.20	0.0024	
				1,013.51	0.0260	
				26.40	0.0007	
				22.19	0.0006	
				860.47	0.0221	
				5.30	0.0001	
				460.70	0.0118	
				6.01	0.0002	
				0.29	0.0000	
NFH				236.34	0.0061	
				771.86	0.0198	
				877.13	0.0500	
				1,906.32	0.1087	
				295.51	0.0169	
				716.15	0.0408	
				2,360.53		
				17,637.66		
				99,324.87		

/

3

√ □

: :

							(%)	
						148.67	0.0038	
Mrs. K. Jhansi Lakshmi						8.03	0.0005	
						146.57	0.0038	
						0.38	0.0000	
						5.87	0.0002	
						0.10	0.0000	
						10.48	0.0006	
						5.85	0.0003	

	http://www.sse.com.cn

2

□ √

3

□ √

1

□ √

2

□ √

3

√ □

1 2021 1 20 Breas HK limited 55% 45% Intercompany Loan Agreement 2020 1 20 Breas 100

2 2021 2 3 4 23 1,000 2021 2 4 7 4 2021 6 15 12 17 429 2022 12 31

3 2021 3 19 200

4 2021 4 25 500 2021 4 25 2021 6 25

5 2021 5 27 Breas Intercompany Loan Agreement Breas 170

6 2021 6 28 340 2021 6 28 12 31

7 2021 9 29

7,140 2021 9 29 2022 9 29 2022 1 24

1,860 7,140

8 2021 12 17

500 2022 12 31

( )

√ □

1.

√ □

		100,000	0.35%-1.89%	44,775	658,915	606,232	97,458
	/	/	/	44,775	658,915	606,232	97,458

2.

√ □

			[2]				
		90,000 [1]	4.15%-4.9875%	5,930	15,533	9,850	11,613
	/	/	/	5,930	15,533	9,850	11,613

1 2019 7 30 2020 2022

10

90,000

2

3.

√ □

			100,000	15,533

2019 7 30 10

4.

□ √

□ √

( )

1

□ √

2

□ √

3

□ √

( )

√ □

: :

	0
A	0
	1,112,266
B	1,892,450
A+B	1,892,450
(%)	48.29
C	0
70% D	322,896
50% E	0
C+D+E	322,896

( )

1.

(1)

□ √

□ √

(2)

□ √

□ √

(3)

□ √

2.

(1)

√ □

1		2	3	
		9,000.00	0	0
		58,000.00	33,000.00	0
		7,000.00	4,000.00	0
		29,730.00	6,000.00	0
		18,883.98	18,883.98	0
		19,100.00	15,100.00	0
		10,000.00	5,000.00	0
		6,000.00	0	0
		2,000.00	2,000.00	0

1 18,883.98

/

2

3

□ √

(2)

□ √

□ √

(3)

□ √

3.

□ √

( )

□ √

√ □

1

/ 2020 12 1 2021 11 30

A / H 10,000
2020 12 1 2,562,898,545 2%
12 2% 2021 11 30
2020 12 1 2021 11 30
2,793.05 H 2020 12 1
1.09% 96,700 12
2%

2

2020 11 2 2021 4 30
341,680 A 2020 9 29
2,562,898,545 0.013%
2021 1 18 322,700 A 2021 152,700
A 2020 9 29 0.013% 1,744.31
2021 770.36 2021 152,700

3 A

2020 12 29 2020 A
2021 1 15
210079 A
2021 4 6 A
498,283 448,378
2021 7 27
[2021]2501 128,144,927
A 2021 7 27 12

4

2021 3 12
2021
A 240.72 2021 3 13
2,562,898,545 0.094%

2021 6 11 2021 3 2020
2021 A
2021 H
2021

5 **Gland Pharma**

2019 6 25 2018 Gland Pharma
170,444
Gland Pharma 1,019,900
5,100
455,500

1

2

□ √

3

□ √

4

□ √

□ √

( )

√ □

21 01	2021 2 2	3.98%	16	2021 2 5	16	2025 2 2
21 SCP001	2021 2 26	3.10%	15	2021 3 1	15	2021 5 27
21 SCP002	2021 5 25	2.90%	15	2021 5 26	15	2021 9 22
21 SCP003	2021 9 18	2.60%	12	2021 9 22	12	2022 4 16

√ □

1 “21 01” 16 3.98% 4

2

2 “21 SCP001” 2021 5 27

3 “21 SCP002” 2021 9 22

( )

□ √

( )

□ √

( )	328,200
( )	330,852

:

(%)

50	9,872,755		9,872,755
	6,085,200		6,085,200
	5,372,310		5,372,310

□ √

1

√ □

	26 300452 27 Nature's Sunshine Products, Inc. NATR 28 6620 29 New Frontier Health Corporation NFH 2022 1 30 Ambrx Biopharma, lnc. AMAM 31 Butterfly Network Inc BFLY

2

□ √

3

□ √

4

□ √

5

√ □

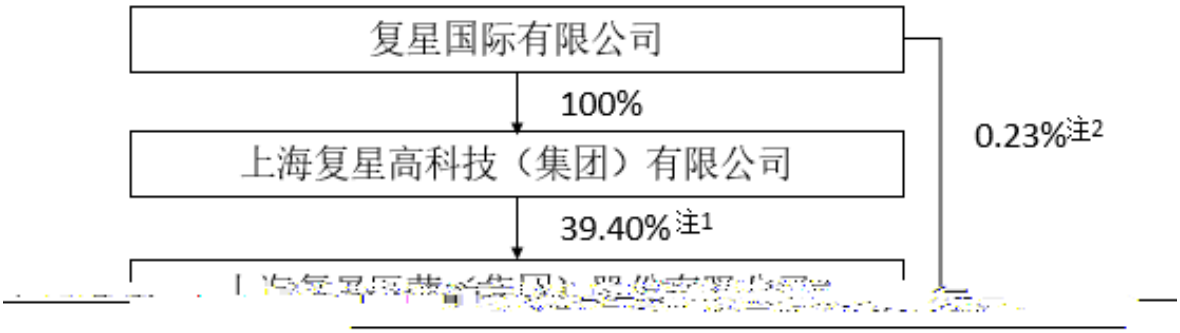

1 36.60% A HKSCC NOMINEES LIMITED 2.80% H

2 HKSCC NOMINEES LIMITED 0.23% H

1

□ √

2

√ □

	[1]
	00656

10 1 00656

2 600196

5

√ □

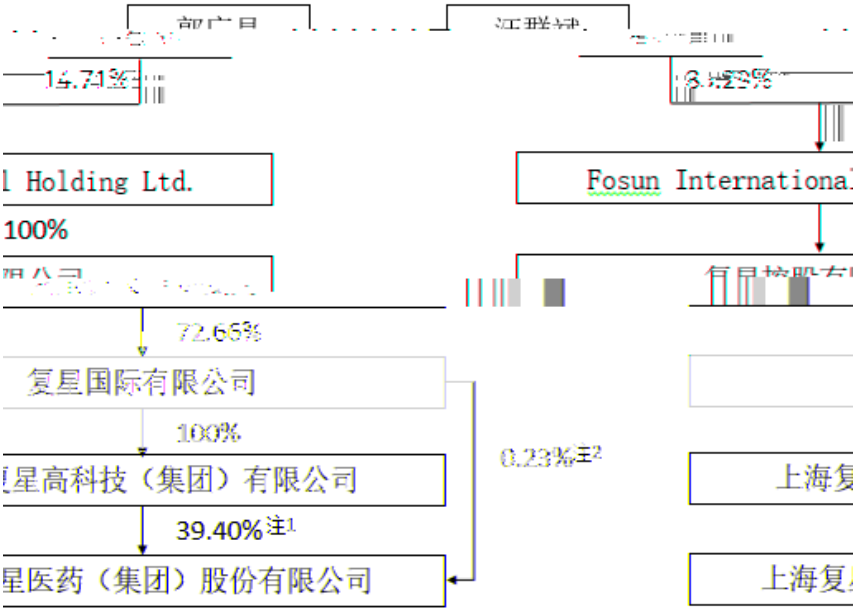

1 36.60% A HKSCC NOMINEES LIMITED 2.80% H

2 HKSCC NOMINEES LIMITED 0.23% H

6

□ √

□ √

□ √

□ √

□ √

√ □

( )

□ √

( )

√ □

1.

							%					
2016 [1]	16	01	136236	2016-3-4	2016-3-4	2021-3-4	0	4.50					
2017 [2]	17	01	143020	2017-3-14	2017-3-14	2022-3-14	10.9195	3.48					
2018 [3]	18	01	143422	2018-8-13	2018-8-13	2023-8-13	7.45001	3.50					

2018 4	18 02	155067	2018-11-30	2018-11-30	2022-11-30	2.4	3.83					
2018 5	18 03	155068	2018-11-30	2018-11-30	2022-2-16	0.0895	3.40					
2021	21 01	175708	2021-2-2	2021-2-2	2025-2-2	16	3.98					

1 2021 3 4

2 “17 01” 12.5 4.50%

3.48% 2020 3 14 2022 3 13 10.9195

2022 3 14

3 “18 01” 13 5.10%

3.50% 2021 8 13 2023 8 12 9.74999

4.20 2021 8 13 2021 9 9 5.54999

7.45001

4 “18 02” 5 4.47%

3.83% 2020 11 30 2022 3 29 2.4

5 “18 03” 10 4.68%

3.40% 2021 11 30 2023 11 29 0.0895

2022 2 16 2022 2021 11 30 2022 2 15

4 “18 02” 5 2018

2.4

30

2018

30

-23154715

□ √

□ √

□ √

5.

□ √

□ √

6.

( )

√ □

1.

							%					
2021 [1]	21 SCP001	012100715	2021-2-26	2021-2-26								

√ □

21 SCP001	2021 5 27 “21 SCP001”
21 SCP002	2021 9 22 “21 SCP002”

2.

□ √

3.

	168			021-68476439
	25 25			021-23050093
	345			0574-89103194

100

25

5.

□ √

□ √

6.

√ □

7.

□ √

( ) 10%

□ √

( )

□ √

( )

□ √

√ □

: :

	2021	2020	%	
	32.77	27.18	20.60	
	1.04	1.01	2.97	
	0.85	0.80	6.25	
%	48.15	45.05	3.10	
EBITDA	19.65%	19.33%	0.32	
	8.12	6.19	31.18	
	6.93	5.27	31.50	
EBITDA	10.42	8.11	28.48	
%	100	100	0.00	
%	100	100	0.00	

□ √

60469139_B01

2021　12　31

2021

2021

12　31　　2021

2022 60469139_B01

2021 10 28

1,108,033,767.00

13.01%

100% 60%

73.01%

2021 11 10

101,880,800.00

44.2944% 80,000,000.00

3,304,273.13

58.6702%

4

33 1

2022 60469139_B01

2021 12 31
9,399,987,036.57

18
33 21

2022 60469139_B01

2021 12 31 1,203,208,761.28 17. 18. 33. 19.	

2021
1,310,579,370.98

17.

17.

33.

2022 60469139_B01

1

2
3
4

5

6

	25	9,420,129,313.44	7,915,983,420.39
	26	548,388,304.87	346,929,837.09
	27	4,515,272,864.69	2,942,090,808.03
	28	1,150,274,106.91	1,020,308,708.59
	29	1,295,840,246.83	916,178,699.29
	30	727,522,247.25	564,730,793.59
	31	4,996,429,841.33	4,115,729,475.45
	32	5,127,487,867.14	6,995,834,050.73
	33	1,528,600,495.19	54,566,788.74
		29,309,945,287.65	24,872,352,581.90
	34	6,694,183,385.90	7,145,885,213.28
	35	2,354,886,327.49	1,329,800,745.62
	36	648,360,205.12	627,290,667.14
	37	245,793,336.10	269,488,470.45
	38	54,425,000.00	-
	39	512,806,418.38	482,200,541.96
	23	3,129,746,176.23	2,852,996,777.11
	40	1,968,080,369.57	121,712,891.17
		15,608,281,218.79	12,829,375,306.73
		44,918,226,506.44	37,701,727,888.63

	41	2,562,898,545.00	2,562,898,545.00
	42	14,029,021,356.33	15,132,624,926.78
	43	(1,265,831,690.95)	(933,578,667.83)
	44	2,826,306,841.05	2,728,605,030.76
	45	21,039,554,088.71	17,504,983,296.51
		39,191,949,140.14	36,995,533,131.22

2021

2021			
		(344,181,637.28)	(589,844,584.54)
	43	(332,253,023.12)	(543,813,475.34)
		10,777,649.73	88,648,727.48
		(2,267,595.02)	(13,458,419.38)
		55,482,399.70	21,837,374.77
		(396,245,477.53)	(640,841,158.21)
	43	(11,928,614.16)	(46,031,109.20)
		4,643,256,435.01	3,350,135,187.63
		4,403,016,667.71	3,118,999,462.64
		240,239,767.30	231,135,724.99

2021

2021

2,562,898,545.00	15,132,624,926.78	(933,578,667.83)	2,728,605,030.76	17,504,983,296.51	36,995,533,131.22	8,988,748,681.73	45,984,281,812.95
-	-	(332,253,023.12)	-	4,735,269,690.83	4,403,016,667.71	240,239,767.30	4,643,256,435.01
-	816,749,533.03	-	-	-	816,749,533.03	527,924,234.22	1,344,673,767.25
-	-	-	-	-	-	444,731,309.69	444,731,309.69
-	-	-	(5,874,723.82)	5,874,723.82	-	(409,303,648.00)	(409,303,648.00)
-	(990,315,108.81)	-	-	-	(990,315,108.81)	(166,954,963.25)	(1,157,270,072.06)
-	3,488,046.17	-	-	-	3,488,046.17	5,253,738.83	8,741,785.00
-	-	-	-	-	-	93,258,515.02	93,258,515.02
-	(1,047,472,945.87)	-	-	-	(1,047,472,945.87)	(451,483,561.51)	(1,498,956,507.38)
-	-	-	-	-	-	49,665,600.00	49,665,600.00
-	-	-	-	-	-	87,676,064.18	87,676,064.18
-	-	-	103,576,534.11	(103,576,534.11)	-	-	-
-	-	-	-	(1,102,997,088.34)	(1,102,997,088.34)	(259,642,658.93)	(1,362,639,747.27)
-	133,961,702.73	-	-	-	133,961,702.73	33,502,232.10	167,463,934.83

2021

2020

2,562,898,545.00	12,143,652,211.28	(467,993,508.26)	2,523,799,886.55	15,125,708,928.46	31,888,066,063.03	7,316,147,261.14	39,204,213,324.17
-	-	(543,813,475.34)	-	3,662,812,937.98	3,118,999,462.64	231,135,724.99	3,350,135,187.63
-	1,635,889,030.73	-	-	-	1,635,889,030.73	795,006,643.81	2,430,895,674.54
-	558,100,731.77	-	-	-	558,100,731.77	538,299,224.48	1,096,399,956.25
-	-	-	-	-	-	(7,859,703.89)	(7,859,703.89)
-	-	-	-	-	-	(109,771,269.35)	(109,771,269.35)
-	(996,265,844.29)	-	-	-	(996,265,844.29)	(1,013,373,392.51)	(2,009,639,236.80)
-	16,161,313.12	-	-	-	16,161,313.12	(16,161,313.12)	-
-	-	-	-	-	-	213,155,997.60	213,155,997.60
-	1,194,072,189.95	-	-	-	1,194,072,189.95	1,226,423,540.83	2,420,495,730.78
-	-	-	-	-	-	86,299,960.98	86,299,960.98
-	-	-	-	-	-	19,220,000.00	19,220,000.00
-	-	-					

		2021	2020
			34
		38,389,629,999.42	31,962,982,862.21
		434,448,522.26	289,383,826.73
63		616,886,558.74	696,578,772.61
		39,440,965,080.42	32,948,945,461.55
		17,531,481,837.94	14,617,942,230.19
		7,096,709,005.86	5,289,421,418.84
		2,270,669,937.06	2,485,782,226.98
63		8,593,357,290.43	7,976,025,235.67
		35,492,218,071.29	30,369,171,111.68
64		3,948,747,009.13	2,579,774,349.87
		1,506,003,065.67	1,464,268,988.17
		662,250,768.42	572,901,937.69
		97,098,042.41	8,881,168.62
64		1,688,232,988.48	13,602,504.85
63		680,266,752.55	161,678,774.37
		4,633,851,617.53	2,221,333,373.70
		4,972,586,604.42	4,437,119,048.89
		1,424,633,715.77	1,070,102,213.82
64		1,306,799,135.14	153,937,806.25
63		786,819,228.19	1,266,403,021.59
		8,490,838,683.52	6,927,562,090.55
		(3,856,987,065.99)	(4,706,228,716.85)

2021 12 31

		2021 12 31	2020 12 31
	1	768,036,013.63	344,610,650.37
	2	6,643,892,558.26	4,607,183,656.58
		419,577,812.77	-
	3	2,938,030,000.00	1,687,000,000.00
	4	373,967,911.98	794,874,452.79
		11,143,504,296.64	7,433,668,759.74
	5	29,614,377,179.77	28,405,936,072.87
	6	66,942,097.48	151,914,039.20
		6,875,642.89	7,005,701.43
		2,085,143.02	1,375,631.04
	7	4,791,720,146.05	6,723,401,060.57
		34,482,000,209.21	35,289,632,505.11

C

2021 12 31

		2021 12 31	2020 12 31
		3,494,083,642.11	2,791,543,403.07
		103,445,897.10	113,132,341.24
		114,469,581.93	26,680,772.74
		3,319,990,211.62	3,370,447,197.14
	8	2,258,231,346.51	5,505,218,041.39
		1,213,795,137.21	4,781,803.87
		10,504,015,816.48	11,811,803,559.45
	9	2,802,000,000.00	1,533,550,250.00
	35	2,354,886,327.49	1,329,800,745.62
		1,151,018,873.79	1,151,018,873.79
		6,307,905,201.28	4,014,369,869.41
		16,811,921,017.76	15,826,173,428.86
		2,562,898,545.00	2,562,898,545.00
		14,363,581,643.18	14,532,167,777.96
		(41,330,954.39)	(106,604,221.13)
		1,281,449,272.50	1,281,449,272.50
		10,646,984,981.80	8,627,216,461.66
		28,813,583,488.09	26,897,127,835.99
		45,625,504,505.85	42,723,301,264.85

2021

	2021	2020
10	11,233,581.88	40,947,814.50
0	278,719.57	8,963.90

2021

	2021	2020
	65,273,266.74	111,749,687.87
	10,777,649.73	88,648,727.48
	-	4,452,367.05
	54,495,617.01	18,648,593.34
	3,100,047,449.32	1,645,993,919.45

2021

2021

2021

2020

2,562,898,545.00	14,237,158,322.00	(303,728,326.08)	1,281,449,272.50	8,178,851,757.11	25,956,629,570.53
-	-	111,749,687.87	-	1,534,244,231.58	1,645,993,919.45
-	-	-	-	(1,000,505,109.95)	(1,000,505,109.95)
-	-	85,374,417.08	-	(85,374,417.08)	-
-	295,009,455.96	-	-	-	295,009,455.96
2,562,898,545.00	14,532,167,777.96	(106,604,221.13)	1,281,449,272.50	8,627,216,461.66	26,897,127,835.99

	2021	2020
	12,867,341.75	36,499,170.75
	596,600.22	-
	151,701,151.61	163,525,808.25
	165,165,093.58	200,024,979.00
	150,524,317.01	131,530,733.00
	604,216.77	37,569,943.22
	805,235,853.46	68,570,365.43
	956,364,387.24	237,671,041.65
	(791,199,293.66)	(37,646,062.65)
	532,142,751.60	65,884,959.55
	893,453,579.35	672,593,975.62
	27,000.00	343,250.00
	1,573,660,000.00	-
	2,999,283,330.95	738,822,185.17
	2,877,550.54	1,931,686.11
	404,411,803.91	374,369,685.39
	407,289,354.45	376,301,371.50
	2,591,993,976.50	362,520,813.67

1998 3 31

A H

2022 3 22

1

2

( )

2021

1.

2021

12 31 2021

2.

1 1 12 31

3.

4.

5.

5.

6.

7.

8.

9.

1
2

a

b

9.

9.

9.

9.

10.

11.

12.

12.

13.

	0%	-
10-45	0%-10%	2%-10%
3-16	0%-10%	5.63%-33.33%
5-10	0%-5%	9.50%-20%
2-10	0%-10%	9%-50%
3-10	0%-10%	9%-33.33%
3-15	0%-10%	6%-33.33%

14.

15.

(1)
(2)
(3)

(1)

(2)

3

16.

17.

20-50

2-10

17.

18.

19.

5-10
5

20.

21.

5BF435E670F15 50F07BB0F0AD50F42A0AF085F16AE6F2B5BFB146D03B430F079B00 595.44 841.92 e

23.

/

/

24.

24.

_____

_____

22

25.

_____

_____

26.

1

2

27.

,

28.

28.

(1)

(2)

(1)

(2)

29.

1
2

16 21

29.

1
2

1

2

12

35,000.00

29.

30.

31.

32.

(　　)

33.

33

21

33

34.

34.

34.

2021

1.

3% 6% 9% 13%

25%

Gland Pharma Limited
25.17% Breas
Medical Holdings AB
20.60% Tridem Pharma S.A.S
26.50%
Nova Medical Israel Ltd.(Nova)
23%

2.

2019

2019

2021 15%

2021 2030

15%

2.

2021 2030
15%
( ) 2018 25 2018 2021
40% 9%

[2017]79 2020
2022 15%

Alma Lasers Ltd. (Alma)
2011 A Special Preferred
Technological Enterprise ("SPTE") ,2021 6%

20%

3.

	2021	2020
	16,227,279.63	242,399,744.42

2021 12 31 2020 12 31

2021 2020

4.

3 6

	2021	2020
	6,050,772,300.12	4,494,797,447.90
	129,355,751.97	186,529,750.39
	55,348,529.48	42,505,647.50
	120,136,329.51	121,553,690.41
	6,355,612,911.08	4,845,386,536.20
	326,380,326.75	280,726,941.09
	6,029,232,584.33	4,564,659,595.11

4.

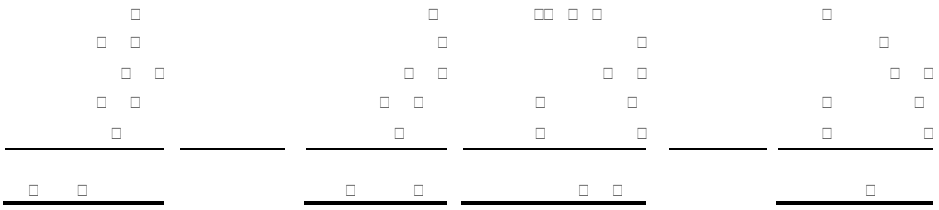

	2021 12 31	2020 12 31
	280,726,941.09	222,601,100.78
	81,790,539.54	120,016,795.74
	9,335,910.04	40,332,784.81
	26,801,243.84	21,558,170.62
	326,380,326.75	280,726,941.09

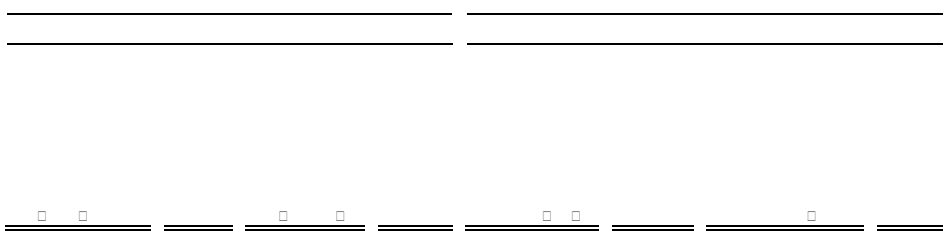

4.

2021 2020

2021 81,790,539.54 2020 120,016,795.74
9,335,910.04 2020 40,332,784.81

2021 26,801,243.84 2020
21,558,170.62

2021 2020

2021 12 31
1,332,078,775.67 2020 12 31 976,800,277.26
20.96% 2020 12 31 20.16%
16,469,830.32 2020 12 31 13,625,552.50

2021

5.

	2021	2020
	427,883,962.35	628,881,442.84

2021 7,741,457.00
2020

2021		2020	
2,373,628,317.24	-	1,685,062,210.60	-

6.

2021

7.

	2021	2020
	19,678,020.08	19,533,042.29

7

12

2021

7

12

2020

2021	1,965,077.66	2020	53,621,358.97
	799,153.07	2020	28,468,975.35
2021	2,367,888.27	2020	42,403,057.90

2021

7

2021 12 31

		(%)	
	319,220,000.00	37.84	-
	19,688,800.00	2.33	-
	15,000,000.00	1.78	-
	14,042,122.21	1.66	-
	8,900,000.00	1.06	-
	376,850,922.21	44.67	-

2020 12 31

		(%)	
	19,688,800.00	6.00	-
	15,000,000.00	4.57	-
	8,900,000.00	2.71	-
	8,000,000.00	2.44	-
	8,000,000.00	2.44	-
	59,588,800.00	18.16	-

2021 2020

2021 12 31 2020 12 31

8.

2021

	(%)
	0.26
	0.01
	1.54
	0.65
	0.66
	0.74

2020

	(%)
	0.12
	-
	-
	0.12
	0.04
	-

( )

2021

( )

2021

13.

2020

13.

2021

SMS	194,705,331.51	27,951,761.49	-	222,657,093.00
AMG	81,354,954.21	-	81,354,954.21	-
EOS Imaging	38,524,620.71	-	38,524,620.71	-
SALADAX	-	129,704,627.20	-	129,704,627.20
	-	64,981,562.74	-	64,981,562.74
Integrated Endoscopy	-	30,096,982.21	-	30,096,982.21
	8,600,000.00	209,752,672.22	-	218,352,672.22
	323,184,906.43	462,487,605.86	119,879,574.92	665,792,937.37

EOS Imaging

2020

SMS	110,850,047.05	83,855,284.46	-	194,705,331.51
AMG	81,354,954.21	-	-	81,354,954.21
EOS Imaging	38,524,620.71	-	-	38,524,620.71
	8,600,000.00	-	-	8,600,000.00
	66,903,300.08	-	66,903,300.08	-
	306,232,922.05	83,855,284.46	66,903,300.08	323,184,906.43

14.

2021

	(97,824,000.00)	-	-	-
	(5,315,455.91)	24,535,265.91	-	-
	(57,840,244.29)	5,380,290.30	-	8,440.99
	(160,979,700.20)	29,915,556.21	-	8,440.99

2020

	(97,824,000.00)	-	-	-
	-	-	1,554,442.36	-
	(62,177,602.68)	1,042,931.91	-	-
	(160,001,602.68)	1,042,931.91	1,554,442.36	-

1,206,488,930.44	1,460,768,948.41

16.

2021

16.

2021

2,337,554.98	2,220,677.23		116,877.75
335,542.30	318,765.18		16,777.12
760,000.87	722,000.83		38,000.04
3,433,098.15	3,261,443.24		171,654.91

2020

2,337,554.98	2,220,677.23	-	116,877.75
335,542.30	318,765.18	-	16,777.12
760,000.87	722,000.83	-	38,000.04
3,433,098.15	3,261,443.24	-	171,654.91

72,110,373.22	89,730,910.06
-	279,061.58
72,110,373.22	90,009,971.64

2021 12 31

58,520,013.98

17.

	2021	2020
	3,616,009,294.19	4,119,415,142.46
	1,695,225.82	2,127,902.18
	3,617,704,520.01	4,121,543,044.64

	2021 12 31			2020 12 31		
GMP	75,461,181.45	-	75,461,181.45	127,929,234.85	-	127,929,234.85
	2,269,480,434.38	-	2,269,480,434.38	2,307,680,569.04	-	2,307,680,569.04
	559,049,833.11	-	559,049,833.11	629,897,733.52	-	629,897,733.52
	145,810,026.79	-	145,810,026.79	637,715,792.56	-	637,715,792.56
	566,207,818.46	-	566,207,818.46	416,191,812.49	-	416,191,812.49

17.

2021

142,632,871.71	127,929,234.85	7,593,808.57	-	30,447,276.53	29,614,585.44	-	75,461,181.45	53%
3,320,913,107.28	2,307,680,569.04	1,056,083,746.76	229,299,909.29	272,198,635.00	45,531,190.90	1,005,853,964.81	2,269,480,434.38	59%
845,979,361.37	629,897,733.52	361,222,412.40	29,089,867.36	437,974,539.03	23,185,641.14	-	559,049,833.11	66%
164,894,674.02	637,715,792.56	304,749,341.28	-	365,939,803.18	5,860,640.97	424,854,662.90	145,810,026.79	79%
892,886,321.67	416,191,812.49	481,720,616.46	3,881,715.70	264,248,202.82	71,338,123.37	-	566,207,818.46	62%
	4,119,415,142.46	2,211,369,925.47	262,271,492.35	1,370,808,456.56	175,530,181.82	1,430,708,627.71	3,616,009,294.19	

2020

GMP

17.

2021

GMP	54%	16,578,057.48	359,228.99	5.14%
	35%	77,375,104.50	24,122,225.27	3.53%
		93,953,161.98	24,481,454.26	

2021

18.

2020

2021

19.

2021

2,204,794,195.60	347,601,412.23	3,774,062,620.54	221,535,288.04	2,030,002,461.56	1,886,218,419.20	553,082,494.68	11,017,296,891.85
138,174,748.53	-	17,824,335.44	38,926,486.33	8,066,650.00	24,000,000.00	124,779,512.00	351,771,732.30
24,148,191.50	-	1,373,671,443.23	171,435.64	-	-	-	1,397,991,070.37
-	-	306,950,896.02	-	522,965,429.52	-	-	829,916,325.54
(188,833,267.98)	-	(16,686,635.88)	(2,094,576.36)	-	-	(1,300,000.00)	(208,914,480.22)
-	-	(23,706,204.65)	(683,952.83)	-	-	-	(24,390,157.48)
(44,534,529.23)	-	-	-	-	-	-	(44,534,529.23)
-	(8,633,592.73)	(89,065,854.83)	(5,196,882.57)	(705,852.33)	(54,602,647.02)	-	(158,204,829.48)
2,133,749,338.42	338,967,819.50	5,343,050,599.87	252,657,798.25	2,560,328,688.75	1,855,615,772.18	676,562,006.68	13,160,932,023.65
283,929,599.04	10,767,757.89	1,091,503,571.32	151,143,982.20	85,506,636.69			

19.

2021

-	-	20,613,999.99	-	64,000,000.00	-	475,327.74	85,089,327.73
1,822,448,602.15	320,232,183.04	3,954,916,871.66	77,276,080.43	2,345,804,130.91	1,117,674,989.37	637,901,540.26	10,276,254,397.82
1,920,864,596.56	336,833,654.34	2,661,945,049.23	70,391,305.84	1,880,495,824.87	1,260,191,167.45	538,866,297.84	8,669,587,896.13

2021

19.

2020

-	-	20,613,999.99	-	64,000,000.00	-	475,327.74	85,089,327.73

19.

19.

5 9

16%-19%

3%

9

18%

3%

2021 12 31 2020 12 31

"Ê

20.

2021

398,584,377.97	-	46,448,153.48	-	445,032,531.45	-	-
219,748,938.93	-	26,875,272.43	-	-	-	246,624,211.36
217,145,020.80	-	126,254,780.35	-	-	-	343,399,801.15
183,911,455.61	-	25,465,793.93	-	-	-	209,377,249.54
176,766,066.32	-	117,364,363.17	-	-	-	294,130,429.49
118,072,087.13	-	-	-	118,072,087.13	-	-
106,350,663.94	-	12,688,071.78	-	-	-	119,038,735.72
103,028,574.30	-	83,488,385.12	-	-	-	186,516,959.42
101,254,924.40	-	107,249,440.74	-	-	-	208,504,365.14
100,575,186.81	-	57,434,591.78	-	-	-	158,009,778.59
90,095,702.12	-	48,626,965.91	-	-	-	138,722,668.03
78,652,331.27	-	22,603,703.64	-	101,256,034.91	-	-
63,576,643.69	-	6,605,723.15	-	-	-	70,182,366.84
60,449,422.45	-	13,139,735.97	-	-	-	73,589,158.42
48,661,927.25	-	32,279,234.51	-	-	-	80,941,161.76
48,113,444.77	-	22,943,244.24	-	-	-	71,056,689.01
47,932,952.11	-	-	-	47,932,952.11	-	-
39,311,041.52	-	18,931,482.25	-	-	-	58,242,523.77
36,593,498.48	-	36,168,484.12	-	-	-	72,761,982.60
36,177,559.81	-	25,501,174.94	-	-	-	61,678,734.75
32,042,410.11	-	44,528,951.72	-	-	-	76,571,361.83
21,066,192.82	-	32,797,328.18	-	-	-	53,863,521.00
18,232,664.96	-	150,897,701.65	-	-	-	169,130,366.61
-	-	33,307,144.29	-	-	-	33,307,144.29
-	-	70,412,253.96	-	-	-	70,412,253.96
482,675,019.89	-	148,567,389.67	152,774,837.72	117,622,719.94	-	360,844,851.90
2,829,018,107.46	-	1,310,579,370.98	152,774,837.72	829,916,325.54	-	3,156,906,315.18

2020

659,877,749.36	-	115,440,201.94	-	775,317,951.30	-	-
319,028,714.92	-	79,555,663.05	-	-	-	398,584,377.97
227,930,055.12	-	16,333,647.25	-			

2021

21.

2021

3,718,750,399.72	-	-	-	-	-	(85,033,879.70)	3,633,716,520.02
-	985,062,836.46	-	-	-	-	-	985,062,836.46
946,230,832.66	-	-	(150,000,000.00)	-	-	-	796,230,832.66
725,456,704.04	-	-	-	-	-	(16,588,474.96)	708,868,229.08
636,933,401.43	-	-	-	-	-	-	636,933,401.43
503,372,816.28	-	-	-	-	-	-	503,372,816.28
459,966,516.63	-	-	-	-	-	-	459,966,516.63
329,803,918.38							

2021

21.

2020

3,975,960,786.93	-	-	-	-	-	(257,210,387.21)	3,718,750,399.72

21.

150,000,000.00

2021 12 31 2020 12 31

1

2

3

4

21.

5-9
15%-19%
3%

Gland Pharma
Gland Pharma 1978

Gland Pharma FDA

2020 11 Gland Pharma

Gland Pharma
Gland Pharma Gland Pharma

2019
1

2019 7

2019 60,000,000.00

21.

_____

_____

- -

FCN-437c HR+
2 HER2- III

2021
150,000,000.00

_____

2022 3 20 2022 0506

7

21.

9

16-18%

3%

Sisram

Sisram

2019 Nova Medical Israel Ltd.

Sisram

Sisram

Sisram

2022 3 16 2022 0438

Sisram Medical Ltd

Alma Lasers, Ltd.

9

15%-19%

3%

21.

120

2021

22.

2020

136,742,450.98	195,788,671.58	37,209,716.23	55,160,338.32	14,347,319.48	-	300,233,180.99
23,945,796.34	7,766,814.61	-	6,755,577.18	1,527,433.97	956,530.51	22,473,069.29
160,688,247.32	203,555,486.19	37,209,716.23	61,915,915.50	15,874,753.45	956,530.51	322,706,250.28

23. **/**

2021		2020	
518,150,001.75	85,965,387.36	601,034,133.42	92,366,746.90
389,710,754.26	75,499,102.50	332,911,789.87	75,088,439.72
189,031,238.96	49,573,553.11	220,213,646.77	32,864,493.54
185,324,702.13	32,279,541.04	40,735,686.11	7,234,784.43
49,611,999.11	9,388,112.17	97,096,591.06	12,962,160.48
32,692,870.68	6,989,491.53	15,202,591.16	3,961,353.84
512,806,418.38	76,635,744.13	482,200,541.96	79,707,984.15
5,315,455.91	797,318.39	-	-
38,215,462.52	9,145,340.74	42,529,884.72	10,632,471.18
1,920,858,903.70	346,273,590.97	1,831,924,865.07	314,818,434.24

2021		2020	
5,415,492,982.82	1,358,207,663.94	4,636,417,958.96	1,163,438,907.97
7,379,689,668.85	1,628,371,455.38	7,215,111,088.46	1,517,479,164.28
13,329,944.75	2,802,609.78	14,344,180.21	2,966,158.00
4,777,273.39	716,591.01	439,915.00	65,987.25

23. **/**

2021		2020	
80,684,128.50	265,589,462.47	69,881,604.16	244,936,830.08
80,684,128.50	3,129,746,176.23	69,881,604.16	2,852,996,777.11

	2021	2020
	6,771,728,015.35	6,131,870,900.25
	1,393,195,691.55	1,177,516,330.46
	8,164,923,706.90	7,309,387,230.71

	2021	2020
2021	-	239,084,480.01
2022	66,802,833.16	209,238,970.94
2023	450,571,531.47	922,700,177.58
2024	967,683,849.51	914,971,842.88
2025	1,039,482,562.80	1,396,462,733.40
2026	5,640,382,929.96	3,626,929,025.90

2021	
24.	
1,160,892,544.76	255,247,651.55
292,666,550.00	4,186,648.47
372,430,554.96	466,218,623.38
7,600,487.00	56,500,487.00
-	188,839,750.00
180,151,545.71	112,730,156.44
2,013,741,682.43	1,083,723,316.84
25.	
6,456,800.00	

25.

2021 12 31 Fosun Medical Holdings AB 70,000,000.00 505,379,000.00 227,420,550.00 5,000,000.00

26.

28.

	1,111,743,209.30	987,843,742.94
-	38,530,897.61	32,464,965.65
	1,150,274,106.91	1,020,308,708.59

29.

2021

909,100,008.76	7,016,063,482.71	6,642,821,818.54	1,282,341,672.93
2,276,629.29	452,588,897.20	445,395,271.46	9,470,255.03
4,802,061.24	10,938,109.59	11,711,851.96	4,028,318.87
916,178,699.29	7,479,590,489.50	7,099,928,941.96	1,295,840,246.83

2020

685,148,719.11	5,366,423,367.73	5,142,472,078.08	909,100,008.76
5,704,666.37	122,510,310.30	125,938,347.38	2,276,629.29
6,543,489.32	13,557,932.96	15,299,361.04	4,802,061.24
697,396,874.80	5,502,491,610.99	5,283,709,786.50	916,178,699.29

29.

2021

849,544,120.44	6,180,771,277.47	5,806,063,550.92	1,224,251,846.99
34,081,425.47	289,532,706.92	293,056,288.19	30,557,844.20
6,542,384.43	242,149,902.91	243,463,186.74	5,229,100.60
5,067,422.94	221,880,044.10	223,474,292.12	3,473,174.92
1,388,312.48	12,319,586.99	12,259,207.54	1,448,691.93
86,649.01	7,950,271.82	7,729,687.08	307,233.75
7,635,773.23	257,396,507.50	257,622,677.34	7,409,603.39
11,296,305.19	46,213,087.91	42,616,115.35	14,893,277.75
909,100,008.76	7,016,063,482.71	6,642,821,818.54	1,282,341,672.93

2020

30.

	474,223,365.44	325,428,261.10
	150,964,767.50	170,285,981.20
	37,800,260.59	23,771,716.21
	15,002,336.97	9,414,678.52
	8,419,065.32	5,462,476.56
	2,922,854.86	1,783,938.91
	38,189,596.57	28,583,741.09
	727,522,247.25	564,730,793.59

31.

	28,831,507.09	62,036,119.71
	4,967,598,334.24	4,053,693,355.74
	4,996,429,841.33	4,115,729,475.45

	28,831,507.09	62,036,119.71

2021 12 31 1
27,353,820.26 2020 12 31 17,657,240.46

25,720,000.00	17,444,340.70
569,915,108.61	393,079,032.09
2,928,422,292.19	2,772,797,141.23
510,800,963.69	512,236,948.58
333,266,681.41	268,081,873.15
32,916,724.20	61,911,346.88
544,271,010.00	6,000,000.00
22,285,554.14	22,142,673.11
4,967,598,334.24	4,053,693,355.74

1 2021 12 31 25,720,000.00 2020 12 31 17,444,340.70

2021 12 31

32.

	2021	2020
(34)	3,547,953,996.84	1,300,709,460.46
(35)	1,438,038,096.51	5,470,537,016.35
	141,495,773.79	151,084,297.62
	-	73,503,276.30
	5,127,487,867.14	6,995,834,050.73

2021

33.

1,209,013,333.34 -

34.

2

2021 12 31 201,070,355.77
364,084,000.00
509,018,379.32

2021 12 31 137,533,746.53
22,064,597.43
170,750,000.00
750,000.00

2021 12 31 Breas Medical AB
22,498,186.64 23,625,000.00
16,656,091.37

2021 12 31 263,377,375.75
247,668,013.13
25,317,174.00

2021 12 31
27,481,020.91 103,500,000.00
26,000,000.00

3

2021 12 31
9,108,380,206.21
3,432,166,038.76 0.30%~6.00% 2020 12
31 0.30%~6.20%

2021

35.

2,354,886,327.49	1,329,800,745.62

36.

37.

7,700,000.00	9,700,000.00
25,695,854.96	24,997,152.79
207,403,627.56	232,073,193.34
4,993,853.58	2,718,124.32
245,793,336.10	269,488,470.45

38.

39.

2021

482,200,541.96	125,242,492.15	(94,636,615.73)	512,806,418.38

2020

417,345,041.75	130,288,327.50	(65,432,827.29)	482,200,541.96

2021 12 31

97,709,082.59	26,601,152.00	(44,990,801.98)	(4,554,015.93)	74,765,416.68
305,181,212.51	69,511,290.16	(33,379,464.75)	(4,683,653.35)	336,629,384.57
79,310,246.86	29,130,049.99	(7,028,679.72)	-	101,411,617.13
482,200,541.96	125,242,492.15	(85,398,946.45)	(9,237,669.28)	512,806,418.38

2020 12 31

69,826,589.86	43,939,324.73	(16,056,832.00)	-	97,709,082.59
262,386,042.55	63,521,147.80	(20,725,977.84)	-	305,181,212.51
85,132,409.34	22,827,854.97	(28,650,017.45)	-	79,310,246.86
417,345,041.75	130,288,327.50	(65,432,827.29)	-	482,200,541.96

40.

1,968,080,369.57	

41.

2021

2,562,898,545	-	-	2,562,898,545
2,562,898,545	-	-	2,562,898,545
2,562,898,545	-	-	2,562,898,545

2020

2,562,898,545	-	-	2,562,898,545
2,562,898,545	-	-	2,562,898,545
2,562,898,545	-	-	2,562,898,545

42.

2020

	11,189,683,060.88	-	-	11,189,683,060.88
	7,467,531.86	-	-	7,467,531.86
	(3,548,393,062.20)	-	(996,265,844.29)	(4,544,658,906.49)
	2,799,462,017.42	599,520,421.45	-	3,398,982,438.87
	2,863,806,995.12	558,100,731.77	-	3,421,907,726.89
	54,942,890.69	1,635,889,030.73	-	1,690,831,921.42
	(1,347,049,058.99)	1,194,072,189.95	-	(152,976,869.04)
	(117,615,473.47)	-	-	(117,615,473.47)
	215,990,816.72	-	(18,505,127.23)	197,485,689.49
	4,705,858.79	16,161,313.12		20,867,171.91
	20,650,634.46	-	-	20,650,634.46
	12,143,652,211.28	4,003,743,687.02	(1,014,770,971.52)	15,132,624,926.78

2021

43.

	2021 1 1		2021 12 31
	88,648,727.48	10,777,649.73	99,426,377.21
	(283,511,915.62)	(2,267,595.02)	(285,779,510.64)
	244,774,690.52	55,482,399.70	300,257,090.22
	(1,061,718,485.98)	(396,245,477.53)	(1,457,963,963.51)
-	78,228,315.77	-	78,228,315.77
	(933,578,667.83)	(332,253,023.12)	(1,265,831,690.95)

	2020 1 1		2020 12 31
	-	88,648,727.48	88,648,727.48
	(270,053,496.24)	(13,458,419.38)	(283,511,915.62)
	222,937,315.75	21,837,374.77	244,774,690.52
	(420,877,327.77)	(640,841,158.21)	(1,061,718,485.98)
-	-	78,228,315.77	78,228,315.77
	(467,993,508.26)	(465,585,159.57)	(933,578,667.83)

2021

10,777,649.73	-	-	-	10,777,649.73	-	
(978,097.52)	-	-	□	□	(2,267,595.02)	

43.

2020

	21,812,537.76	-	-	21,837,374.77	(24,837.01)
	(686,857,816.69)	-	-	(640,841,158.21)	(46,016,658.48)
	88,648,727.48	-	-	88,648,727.48	-
	(91,694,412.59)	(78,228,315.77)	(18,063.73)	(13,458,419.38)	10,386.29
	(668,090,964.04)	(78,228,315.77)	(18,063.73)	(543,813,475.34)	(46,031,109.20)

44.

2021

2,721,676,788.10	103,576,534.11	(5,874,723.82)	2,819,378,598.39	
6,928,242.66	-	-	6,928,242.66	
2,728,605,030.76	103,576,534.11	(5,874,723.82)	2,826,306,841.05	

2020

2,516,871,643.89	204,805,144.21	-	2,721,676,788.10
6,928,242.66	-	-	6,928,242.66
2,523,799,886.55	204,805,144.21	-	2,728,605,030.76

10%

50%

46.

2020

16,089,150,078.56	2,817,768,289.89	3,169,929,579.79	-	6,524,632.43	22,083,372,580.67
5,787,429,429.43	2,399,049,131.60	-	-	1,811,360.25	8,188,289,921.28
21,876,579,507.99	5,216,817,421.49	3,169,929,579.79	-	8,335,992.68	30,271,662,501.95
21,072,629,918.05	4,732,174,731.09	54,622,737.01	-	-	25,859,427,386.15
463,821,869.83	455,091,820.67	3,095,349,801.47	-	5,609,066.41	4,019,872,558.38
340,127,720.11	29,550,869.73	19,957,041.31	-	2,726,926.27	392,362,557.42
21,876,579,507.99	5,216,817,421.49	3,169,929,579.79	-	8,335,992.68	30,271,662,501.95
21,072,629,918.05	4,732,174,731.09	54,622,737.01	-	-	25,859,427,386.15
325,040,772.22	352,278,457.10	3,095,349,801.47	-	5,609,066.41	3,778,278,097.20
340,127,720.11	29,550,869.73	19,957,041.31	-	2,726,926.27	392,362,557.42
138,781,097.61	102,813,363.57	-	-	-	241,594,461.18
21,876,579,507.99	5,216,817,421.49	3,169,929,579.79	-	8,335,992.68	30,271,662,501.95

46.

	2021	2020
	987,843,742.94	469,086,043.65
	32,464,965.65	34,597,031.29
	1,020,308,708.59	503,683,074.94

	2021	2020
1	1,150,274,106.91	1,020,308,708.59
1	239,011,357.15	121,712,891.17
	1,389,285,464.06	1,142,021,599.76

47.

2021	2020
82,174,532.76	80,476,012.17
60,899,588.12	58,088,865.15
49,988,753.45	42,890,864.17
19,402,971.74	15,056,561.93
15,038,559.01	12,391,858.60
6,955,417.52	8,434,417.34
234,459,822.60	217,338,579.36

48.

2021	2020
2,411,977,331.79	1,640,887,313.71
5,778,140,502.55	5,608,143,462.09
144,491,542.57	197,799,940.17
121,167,585.78	89,495,021.98
316,111,546.84	240,256,548.29
327,003,333.34	385,010,038.02
9,098,891,842.87	8,161,592,324.26

49.

2021	2020
1,843,664,292.34	1,466,843,273.57
526,058,832.27	550,964,662.04
296,260,881.22	233,562,179.16
221,642,259.57	214,896,530.67
57,363,248.10	42,844,718.14
270,842,388.28	453,380,334.20
3,215,831,901.78	2,962,491,697.78

50.

	2021	2020
	1,257,145,611.06	803,978,008.23
	1,443,194,542.38	879,257,251.83
	245,110,521.36	197,282,888.61

52.

	2021	2020	/
	23,552,032.90	19,488,054.58	
	223,469,119.45	239,742,053.33	

54.

	2021	2020
	818,299,198.76	685,761,841.31
	(488,391,698.64)	(106,300,499.65)
	10,523,617.15	(804,324.29)
	11,867,494.96	-
	352,298,612.23	578,657,017.37

55.

	(72,849,922.90)	(79,684,010.93)
	(1,165,924.59)	(25,152,383.62)
	(74,015,847.49)	(104,836,394.55)

56.

	(64,610,900.42)	(64,398,257.32)
	(462,487,605.86)	(83,855,284.46)
	(150,000,000.00)	
	(152,774,837.72)	
	(829,873,344.00)	

2021

61.

2021 2020

BDC 0 0 595.44 841.920 0 0 595.4 9 BDC02EMC/T1 15891D55 595.44 reW nBT/89.808* nBT/C2 0 11.04 Tf494.83 638.8230

( )

63.

	2021	2020
	327,830,729.80	393,627,134.40
	53,571,646.73	102,884,748.21
	209,416,108.03	181,651,220.75
	26,068,074.18	18,415,669.25
	616,886,558.74	696,578,772.61
	5,186,567,127.72	4,912,546,582.65
	2,340,041,633.23	2,598,211,162.31
	1,004,907,174.97	390,486,793.35
	57,363,248.10	42,844,718.14
	4,478,106.41	31,935,979.22
	8,593,357,290.43	7,976,025,235.67
	133,047,556.08	-
	373,887,200.40	-
	43,506,218.90	77,925,387.92
	129,825,777.17	83,753,386.45
	680,266,752.55	161,678,774.37

63.

	2021	2020
	-	1,100,421,114.19
	63,577,304.92	42,681,424.61
	550,609,698.92	-
	172,632,224.35	123,300,482.79
	786,819,228.19	1,266,403,021.59
	-	2,430,895,674.54
	326,636,452.96	11,291,539.33
	326,636,452.96	2,442,187,213.87
	1,214,240,368.76	2,166,428,594.65
	339,875,666.31	38,130,000.00
	159,525,658.70	79,535,906.06
	1,713,641,693.77	2,284,094,500.71

64.

(1)

	2021	2020
	4,987,438,072.29	3,939,979,772.17
	903,889,191.49	253,089,936.33
	1,069,516,610.06	944,107,420.83
	156,780,441.07	167,710,748.70
	608,083,686.73	554,403,197.94
	114,059,291.53	61,915,915.50
/	15,418,719.15	(5,707,404.05)
	18,237,606.13	10,106,051.74
	(352,298,612.23)	(578,657,017.37)
	727,419,740.79	862,994,952.87
	(4,623,826,020.43)	(2,283,980,915.37)
	64,286,145.84	55,219,984.95
	(36,666,765.51)	(58,111,323.32)
/	86,850,023.87	(58,502,643.25)
	(464,747,069.66)	(1,253,380,997.48)
	(1,795,024,338.68)	(1,559,916,394.78)
	2,469,330,286.69	1,528,503,064.46
	3,948,747,009.13	2,579,774,349.87

64.

(1)

	2021	2020
	6,450,650,095.59	7,324,881,260.28
	7,324,881,260.28	8,284,371,152.04
	(874,231,164.69)	(959,489,891.76)

(2)

	2021	2020
	2,097,934,767.00	136,150,000.00
	1,266,594,550.33	130,970,000.00
	21,021,270.74	39,958,960.02
	161,840,000.00	-
	142,656,685.93	16,991,153.77
	1,306,799,135.14	153,937,806.25

64.

(2)

	2021	2020
	2,307,219,874.60	172,500,000.00
	1,987,999,874.60	172,500,000.00
	63,750,000.00	-
	363,516,886.12	158,897,495.15
	1,688,232,988.48	13,602,504.85

(3)

	2021	2020

66.

253,244,720.87	6.3757	1,614,612,366.86	336,247,499.32	6.5249	2,193,981,308.31
685,299,082.79	0.8176	560,300,530.09	48,886,699.17	0.8416	41,145,001.49
10,813,449.14	7.2197	78,069,858.73	18,869,493.30	8.0250	151,427,683.73
825,692.79	8.6064	7,106,242.42	355,694.45	8.8903	3,162,230.37
9,862,480.00	0.2302	2,270,342.90	13,589,814.00	0.2321	3,154,195.83
508,313,249.00	0.0554	28,168,178.69	104,617,840.00	0.0632	6,615,613.73
22,273,931,217.40	0.0856	1,907,116,264.77	25,863,728,138.21	0.0891	2,304,561,632.03
1,728,898,113.44	0.0452				

2021

1.

3,450,000.00

100%

100% 2021 3 29 2021 3 29

22,400,000.00

70%

2021

1.

142,656,685.93	142,656,685.93
8,288,566.20	8,288,566.20
11,228,032.31	11,228,032.31
52,587,598.16	52,587,598.16
18,563,954.96	15,004,900.14
1,773,256.55	1,773,256.55
17,668,161.50	15,735,901.47
262,271,492.35	253,147,196.87
1,397,991,070.37	14,220,477.62
11,521,437.05	11,521,437.05
4,723,700.00	6,723,700.00
1,281,510.27	1,281,510.27
(34,972,059.59)	(34,972,059.59
(29,550,453.21)	(29,550,453.21
(26,884,892.11)	(26,884,892.11
(3,533,825.36)	(3,533,825.36
(74,351.91)	(74,351.91
(7,991,002.04)	(7,991,002.04
(419,333.63)	(419,333.63
(65,000,000.00)	(65,000,000.00
(891,559.28)	(891,559.28
(8,271,480.00)	(16,796,980.00
(234,542,673.17)	-
1,518,423,835.35	348,054,805.44
444,731,309.69	
1,073,692,525.66	
1,024,242,241.34	
2,097,934,767.00	1

1.

1,315,764,567.00 ,
26.99% 782,170,200.00

12 31

13,545,053.73
(23,036,496.33)

(21,475,435.72)
(11,585,828.22)
2,256,065.58

2.

	%	%	
	100.00	100.00	1
	75.00	75.00	2
	92.45	92.45	3
	50.11	50.11	4

1 3,540,000.00
100%

2 531,467,075.00
75%

3 2021 4

100%

2020 12 31
2020 12 31
2021

2.

4 2021 9 Yaneng Bioscience 1 2,203,987,500.00 Yaneng Bioscience 2 Yaneng Bioscience 300,000,000.00 634,624.00 1,596,100,000.00 29.0200% 100% 2021 12 23 19.9976% ,

2021

1.

	( )		
( )	54,349.49	-	57.48%
( ) ( )		100.00%	-
( )	380,435.00	91.99%	7.99%
	( )		

.00

2021

1.

2021

2.

2021 7 27 Sisram 6 24,000,000
Sisram 74.76% 70.91% Sisram
511,495,654.64
259,466,231.72
252,029,422.92

2021 10 26

2021

3.

_____	$16,400.00	-	50.00%
_____	67,497.00	25.00%	-

2021

3.

2021

1.

2021

-	10,308,157,065.27	-	-	10,308,157,065.27
4,241,069,085.61	-	-	-	4,241,069,085.61
-	16,227,279.63	-	-	16,227,279.63
-	6,029,232,584.33	-	-	6,029,232,584.33
-	-	427,883,962.35	-	427,883,962.35
-	842,558,024.99	-	-	842,558,024.99
-	188,839,750.00	-	-	188,839,750.00
-	131,041,971.39	-	-	131,041,971.39
-	77,395,288.47	-	-	77,395,288.47
-	-	-	29,915,556.21	29,915,556.21
1,206,488,930.44	-	-	-	1,206,488,930.44
-	148,208,457.78	-	-	148,208,457.78
5,447,558,016.05	17,741,660,421.86	427,883,962.35	29,915,556.21	23,647,017,956.47

	-	9,420,129,313.44	9,420,129,313.44
	-	548,388,304.87	548,388,304.87
	-	4,515,272,864.69	4,515,272,864.69
	-	4,963,513,117.13	4,963,513,117.13
	-	1,233,355,197.20	1,233,355,197.20
	-	2,354,886,327.49	2,354,886,327.49
	-	6,694,183,385.90	6,694,183,385.90
	-	215,103,627.56	215,103,627.56
	-	5,127,487,867.14	5,127,487,867.14
	-	648,360,205.12	648,360,205.12
	1,729,069,012.42	-	1,729,069,012.42
	1,729,069,012.42	35,720,680,210.54	37,449,749,222.96

2021

1.

2020

-	9,961,801,644.89	-	-	9,961,801,644.89
1,970,095,893.78	-	-	-	1,970,095,893.78
-	242,399,744.42	-	-	242,399,744.42
-	4,564,659,595.11	-	-	4,564,659,595.11
-	-	628,881,442.84	-	628,881,442.84
-	325,631,483.44	-	-	325,631,483.44
-	81,885,504.58	-	-	81,885,504.58
-	-	-	1,042,931.91	1,042,931.91
1,460,768,948.41	-	-	-	1,460,768,948.41
-	188,839,750.00	-	-	188,839,750.00
3,430,864,842.19	15,365,217,722.44	628,881,442.84	1,042,931.91	19,426,006,939.38

-	7,915,983,420.39	7,915,983,420.39
-	346,929,837.09	346,929,837.09
-	2,942,090,808.03	2,942,090,808.03
-	4,053,818,128.57	4,053,818,128.57

2021

2.

00 5 603..44 81D1C1621EMC 12 /Span /Lang (en-US) /MCID 0 /Ñ7} >BDC 0 q 0 595.44 8456/C2*W nET054307C306132B8

3.

3.

/

-
-
-

2021

3.

3.

-
-
-

2021

3.

2020

1.70%	60,747,505.28
3.95%	43,554,641.51
100%	44,059,764.36
100%	68,021,182.68
100%	64,343,847.26
	280,726,941.09

3.

2021 12 31 59.66% 2020 60.52% 1

2021

3.

2021 12 31 25,299,168,854.58
17,127,151,432.57 731,067,832.91
4,661,069,182.28 358,981,951.92
2,591,741,998.25 3,679,108,802.08
21.48% 3,751,752,881.48
80.49% 409,993,518.40 15.82%

2021

3.

2021

1	(27,593,316.02)	-	(27,593,316.02)
1	(28,138,146.61)	-	(28,138,146.61)
1	(3,074,951.39)	-	(3,074,951.39)
(1)	27,593,316.02	-	27,593,316.02
(1)	28,138,146.61		

3.

2021

5	40,328,872.75	-	40,328,872.75
5	(40,328,872.75)	-	(40,328,872.75)
5	(97,641,868.47)	-	(97,641,868.47)
5	97,641,868.47	-	97,641,868.47
5	36,087,092.17	-	36,087,092.17
5	(36,087,092.17)	-	(36,087,092.17)

2020

5	25,242,055.55	-	25,242,055.55
5	(25,242,055.55)	-	(25,242,055.55)
5	(71,222,165.53)	-	(71,222,165.53)
5	71,222,165.53	-	71,222,165.53
5	20,668,735.37	-	20,668,735.37
5	(20,668,735.37)	-	(20,668,735.37)

2021

3.

10%

2021

2021

3.

2020

	229,111,495.06	17,261,902.13	-	17,261,902.13
	504,634,170.91	50,463,417.09	-	50,463,417.09
	1,042,931.91	-	88,649.21	88,649.21
	92,845,135.73	9,284,513.57	-	9,284,513.57

4.

2021	2020
9,385,730,534.77	7,909,345,705.88
5,016,008,401.30	6,730,684,859.60
1,200,000,000.00	-
2,354,886,327.49	1,329,800,745.62
6,694,183,385.90	7,145,885,213.28
648,360,205.12	627,290,667.14
10,308,157,065.27	9,961,801,644.89
14,991,011,789.31	13,781,205,546.63
48,375,564,451.52	45,984,281,812.95
63,366,576,240.83	59,765,487,359.58
24%	23%

2021

1.

2021

3,259,068,337.90	319,970,741.78	662,030,005.93	4,241,069,085.61
5,380,290.30	24,535,265.91	-	29,915,556.21
-	254,022,444.36	952,466,486.08	1,206,488,930.44
-	427,883,962.35	-	427,883,962.35
3,264,448,628.20	1,026,412,414.40	1,614,496,492.01	5,905,357,534.61

2021

2.

2021

3.

	-		-
6,694,183,385.90	7,145,885,213.28	6,599,602,893.34	7,172,117,198.69
3,792,924,424.00	6,800,337,761.97	3,760,999,075.01	6,853,233,776.63

2021 12 31

4.

2021 12 31

1,498,956,507.38 2020 12 31 73,503,276.30

230,112,505.04 2020

5.

5.

-	-	-	-	-	-	-	-	-	-
-	-	-	-	-	-	-	-	-	-
						-	-		
						-	-		
-	-	-	-	20,630,656.50	-	52,872,619.80	-	-	73,503,276.30
209,286,000.00	-	-	-	-	-	-	-	(209,286,000.00)	-
2,608,958,014.70	-	-	-	-	-	-	(2,608,958,014.70)	-	-
2,818,244,014.70	-	-	-	20,630,656.50	-	52,872,619.80	(2,608,958,014.70)	(209,286,000.00)	73,503,276.30

6.

2021

295,087,001.05

1.

0.23%

39.63%

2.

3.

4.

4.

5.

(1)

5.

(1)

2021

5.

(2)

2021

5.

(3)

		2021	2020
(3)		12,343,524.11	7,904,438.64

(4)

4	227,420,550.00	2021/9/17	2022/9/15	

(5)

	96,958,333.40	90,275,901.39
	1,202,272.72	1,200,000.00

(6)

	23,605,301.50	25,782,718.10

5.

(1)

(a)

372,962,754.53 2020 304,213,422.23

(b) Gland Chemicals
81,420,293.54 2020 124,864,341.48

(c)
38,981,006.95 2020
241,805,731.02

(d)
3,867,860,035.01 2020
2,980,592,629.03

(e)
749,624,282.61 2020
457,303,618.58

(f)
7,312,405.14 2020
117,801,241.20

GLSMED TRADE

5.

(2)

(a)

NFH

16,296,496.90 2020

19,730,007.90

(b) Dhananjaya

Sasikala Mrs. K. Jhansi Lakshmi

22,995,647.04 2020

6,780,352.99

(3)

12,343,524.11 2020

7,904,438.64

(4)

2021 12 31

Fosun Medical Holdings AB

(5)

96,958,333.40 2020

90,275,901.39

5.

(6)

23,605,301.50 25,782,718.10

6.

2021 12 31 2020

7.

	2021	2020

7.

	2021		2020	
	49,001,409.64		177,103,510.47	
	42,716,035.26		44,899,649.56	
	91,717,444.90		222,003,160.03	

	2021		2020	
	7,985,505.94		3,219,420.06	
	2,706,406.34		2,548,914.42	
	986,423.02			
	315,946.00			
	265,535.00			
	12,500.00			
	6,987.95		89,173.20	
	6,675.00			
			26,286.00	
	12,285,979.25		5,883,793.68	

2021

7.

4

2021	2020
19,678,020.08	19,533,042.29

5

2021	2020
2,190,742.27	6,850,666.28
1,264,980.91	370,140.44
606,115.11	-
378,900.00	-
193,255.24	-
47,006.67	20,777.51
	934,987.64
4,681,000.20	8,176,571.87

6

740,193,924.25 -

8.

	2021	2020
	133,632,049.58	99,346,015.56
	85,823,371.59	157,707,632.08
	54,870,604.37	15,304,592.04
	48,705,078.40	47,592,355.04
	11,757,686.57	1,455,174.06
	305,237.23	177,840.97
	193,255.24	
Gland Chemicals		2,074,759.73
	335,287,282.98	323,658,369.48

	2021	2020
	8,349,196.22	25,651,720.16
	7,661,762.25	
	5,000,000.00	5,000,000.00
	4,774,209.28	
	3,743,987.07	1,489,238.09
	1,530,707.70	1,530,707.70
	371,008.84	171,008.84
	300,000.00	
	165,624.00	165,624.00
	51,020.00	
	22,836.00	22,836.00
		2,742,668.20
		1,412,033.80
NFH		67,299.45
	31,970,351.36	38,253,136.24

8.

	2021	2020
	6,999,938.71	12,277,268.46
	4,019,251.83	4,639,146.78
	2,712,000.00	2,748,406.32

9.

	2021	2020
	188,839,750.00	188,839,750.00
	301,487.89	301,487.86

	2021	2020
	9,437,657.46	9,466,616.81

	2021	2020
	1,927,256.22	7,898,392.17

	2021	2020
	168,461.92	287,556.86

9.

2021	2020
9,384,506.10	-

2021	2020
250,573.84	-

9,384,506.10 LPR

2021	2020
73,264,333.33	-

2021	2020
1,864,333.33	-

10.

2021	2020
5,532,241.79	-

2021

10.

	2021	2020
	40,081.79	-

5,532,241.79 4.35% 2021 10 19 2022 10 18

	2021	2020
	18,809,622.07	-

	2021	2020
	136,278.07	-

18,809,622.07 4.35% 2021 10 19 2022 10 18

2021

1.

2018 4 14

2021

1

	2021	2020
	2,127,421,349.07	2,672,447,076.04
	2,518,430,432.75	1,150,433,238.07
	3,128,530,599.35	4,003,225,341.83
	7,774,382,381.17	7,826,105,655.94

2

1. BioNTech

BioNTech 1,580,777
31.63 2021 12 31 BioNTech
257.80 2022 3 21 BioNTech 170.12

2.

2021 11 9
80,920
70% 2022 1

3. 2021

10 5.6

2022 3 22 2,562,898,545
1,435,223,185.20

1.

5

(1)
(2)
(3)
(4)
(5)

2021

1.

2021

28,903,948,800.87	5,937,928,620.39	4,117,502,179.89	-	45,707,001.26	-	39,005,086,602.41
308,140,391.98	35,311,707.40	70,914,822.19	-	29,991,288.25	(444,358,209.82)	-
29,212,089,192.85	5,973,240,327.79	4,188,417,002.08	-	75,698,289.51	(444,358,209.82)	39,005,086,602.41
2,963,740,539.83	825,647,990.79	(366,705,858.77)	-	44,124,048.04	(259,731,108.34)	3,207,075,611.55
169,453,175.83	(37,235,398.90)	(120,638,790.60)	-	(16,228,848.16)	94,570,854.13	89,920,992.30
(157,059,789.12)	129,890,158.11	(86,751,585.22)	1,947,910,379.08	(44,852,224.59)	-	1,789,136,938.26
235,360,263.65	1,927,168,606.99					

2021

1.

2020

21,880,224,620.23	5,217,230,265.54	3,172,459,067.30	-	37,067,311.10	-	30,306,981,264.17
60,874,999.40	72,844,943.49	10,507,259.96	-	56,839,976.68	(201,067,179.53)	-
21,941,099,619.63	5,290,075,209.03	3,182,966,327.26	-	93,907,287.78	(201,067,179.53)	30,306,981,264.17
2,261,999,728.48	1,052,600,984.46	194,547,386.29	-	57,994,513.88	(40,729,508.76)	3,526,413,104.35
(54,876,456.06)	1,268,786.37	(11,235,669.28)	-	(10,634,236.11)	39,677,796.13	(35,799,778.95)
(51,270,022.44)	27,744,534.34	(35,899,768.20)	1,807,035,690.65	(167,275,604.46)	-	1,580,334,829.89
447,428,945.95	17,005,919.13	16,348,613.54	(164,407.39)	101,907,024.16	-	582,526,095.39
287,758,154.31	16,323,069.35	56,227,019.63		542,467.13		360,850,710.42
(4,726,619.27)	(76,243,630.93)	(44,766,468.56)	-	(127,353,217.57)	-	(253,089,936.33)
						(1,083,390,673.36)
2,886,313,730.97	1,038,699,662.72	175,221,113.42	1,806,871,283.26	(144,819,052.97)	(1,051,712.63)	4,677,844,351.41
(531,483,705.24)	(131,393,596.06)	(66,619,722.32)	-	(986,891.02)	-	(730,483,914.64)
						(7,380,664.60)
2,354,830,025.73	907,306,066.66	108,601,391.10	1,806,871,283.26	(145,805,943.99)	(1,051,712.63)	3,939,979,772.17
44,531,778,684.89	8,201,826,879.10	10,178,485,304.83	14,494,701,735.63	4,455,162,547.53	(2,516,852,259.02)	79,345,102,892.96
						4,340,906,808.62
						83,686,009,701.58
16,528,770,223.28	2,298,016,424.84	2,575,468,382.70	-	515,898,411.75	(9,713,156,896.82)	12,204,996,545.75
						25,496,731,342.88
						37,701,727,888.63
1,223,707,910.67	205,708,686.42	268,789,614.95	-	29,931,070.93	-	1,728,137,282.97
2,638,022,090.94	550,026,683.55	1,615,641,579.48	14,494,701,735.63	3,011,077,318.78	-	22,309,469,408.38
3,482,640,648.29	210,747,191.24	833,715,912.14	-	101,844,048.81	-	4,628,947,800.48

*

*

2021

1.

2021	2020
25,406,077,421.37	22,118,678,922.12
13,599,009,181.04	8,188,302,342.05
39,005,086,602.41	30,306,981,264.17

2021	2020
50,377,792,503.81	45,541,737,741.84
10,763,767,469.10	11,163,880,826.23
61,141,559,972.91	56,705,618,568.07

2021

		2021	
	37,106,992.33	46	
		37,106,992.33	35,318,762.22
1	1	23,695,367.79	35,103,251.68

2021

1.

	2021	2020
	768,036,013.63	48,610,650.37
	-	296,000,000.00
	768,036,013.63	344,610,650.37

2021 12 31 2020 12 31
296,000,000.00

2021 12 31 2020 12 31

2021 12 31 3 1
690,500,000.00 2020 12 31

3 1

2021

2.

	2021	2020
	182,342,267.01	250,508,466.60
	6,461,550,291.25	4,356,675,189.98
	6,643,892,558.26	4,607,183,656.58

	2021	2020
	142,984,246.93	142,984,246.93

2

12

2021

12

2021 1 1	96,551.32	-	-	96,551.32
2021 1 1				
--	-	-	-	-
--	-	-	-	-
--	-	-	-	-
--	-	-	-	-
	-	-	-	-
	-	-	-	-
	-	-	-	-
	96,551.32	-	-	96,551.32

2021

2

12

2020

12

2020 1 1	96,551.32	-	-	96,551.32
2020 1 1				
--	-	-	-	-
--	-	-	-	-
--	-	-	-	-
--	-	-	-	-
	-	-	-	-
	-	-	-	-
	-	-	-	-
	96,551.32	-	-	96,551.32

2

2021 12 31 5% 5%
2020 12 31

2021 12 31 2020 12 31

2021 12 31 6,134,591,876.81
2020 12 31 4,356,497,896.91

2021 12 31

4,173,330,941.54	64.59%
762,099,301.69	11.79%
322,175,241.51	4.99%
319,220,000.00	4.94%
258,618,411.81	4.00%
5,835,443,896.55	90.31%

2021

2

2020 12 31

		(%)
	2,758,385,527.50	63.31%
	602,999,301.69	13.84%
	352,151,288.59	8.08%
	170,333,238.97	3.91%
	167,264,269.48	3.84%
	4,051,133,626.23	92.98%

3.

	2021	2020
	2,938,030,000.00	1,687,000,000.00

2021 12 31

4.

	2021	2020
	-	344,490,000.00
	373,967,911.98	450,384,452.79
	373,967,911.98	794,874,452.79

2020 12 31

2021

5.

2021

	14,121,312,875.29	-	-	1,914,027,288.69	(214,971.39)	(18,108,636.72)	(534,100,000.00)	-	-	15,482,916,555.87	-
	1,133,085,992.47	-	-	31,221,453.59	66,119,969.86	28,306,022.40	-	-	(419,577,812.77)	839,155,625.55	-
Nature s SunshineProducts, Inc.	222,069,866.78	-									

2021

5.

2020

	-			)	-	-		-
	-				-	-		-
Nature s SunshineProducts, Inc.	-				-	-		-
	-				-	-		-
	-		)	)	-	-		-
	-		)	)	-	-		

		-	-	-
		-	-	-
	)	-	-	-

2021

u

2021

9.

2021 12 31

			2021 12 31
		%	
2020/08/31	2023/08/31	3.00	298,000,000.00
2021/03/23	2023/03/22	3.80	200,000,000.00
20210/4/09	2023/04/08	3.80	200,000,000.00
2021/08/09	2024/07/22	3.80	400,000,000.00
2021/07/26	2024/07/22	3.80	300,000,000.00
2021/12/17	2024/07/22	3.80	80,000,000.00
2021/06/17	2023/11/12	3.90	5,000,000.00
2021/05/21	2024/05/21	3.90	120,000,000.00
2021/05/24	2024/05/21	3.90	112,000,000.00
2021/06/17	2024/05/21	3.90	208,000,000.000
2020/11/25	2023/11/24	3.73	460,000,000.00
2021/02/26	2024/02/26	3.65	95,000,000.00
2021/04/25	2024/04/24	3.54	100,000,000.00
2021/11/30	2024/11/30	3.60	124,000,000.00
2021/12/27	2024/12/27	3.30	100,000,000.00
			2,802,000,000.00

2020 12 31

		2020 12 31
	%	
18/09/2015	21/03/2022	

10.

2021	2020
11,233,581.88	40,947,814.50

2021	2020
11,233,581.88	40,947,814.50

11.

2021	2020
190,307,200.00	103,075,150.15
(989,585.47)	(164,407.39)
1,812,863,537.64	-
2,151,219,532.73	1,842,370,895.41
4,153,400,684.90	1,945,281,638.17

2021

1

(1)

Fosun Pharmaceutical AG　　EOS Imaging

(2)

	2021
	218,190,681.24
	62,457,014.18
	11,678,423.27
	292,326,118.69

2021

1

2

2

2021

	(%)	
12.39	1.85	1.85
8.58	1.28	1.28

2020

	(%)	
10.84	1.43	1.43
8.04	1.06	1.06

2021

3

2022 3 22

□ √