

FOSUN PHARMA
复星医药

2022



1

2

3

4

5

6



439.52 ↑

+12.66% YoY

139.38 ↑

+2.49% YoY

30% ↑

25%

31.7%

38.73 ↑

+18.17% YoY

42.18 ↑

+7.10% YoY

MSCI-ESG

BBB

A

A



® **PD-1**
MSI-H sqNSCLC ES-SCLC SCLC
FDA EC
MAA EMA *

®
2022
® **CAR-T**
10

13

III
mRNA

®
RT002 Tenapanor **NHE3**

III

SCLC



®
Parsabiv®

Organon Eurofarma
Abbott



Syneos Health
PD-1

Gland
Pharma
Cenexi
CDMO

Sisram

66%



GT1-GT6

CMC

Scientific Advisor Board
SAB

5

®

2022

674

	2021	2022	YoY
	390.11	439.52	12.7%
	47.29	37.31	-21.1%
	32.77	38.73	18.2%
	39.38	42.18	7.1%
	49.78	58.85	18.2%
	38.37	43.02	12.1%
	1.85	1.43	-22.7%
()	30%	30%	-

	2021	2022
	48.1%	47.3%
	23.3%	20.9%
	8.3%	8.7%
	9.8%	9.8%
	1.2%	1.5%
	24.8%	26.4%


	2021	2022
	103.17	162.41
	391.96	445.82
	1.04	1.06
	0.85	0.85
	48.2%	49.5%

BNTX -1.42 15.93 , BNTX
 -10 37.31
 21.10%

1
 2) 2.96
 3
 1
 2
 3
 2022 7
 44.8
 A
 1
 2
 A



-



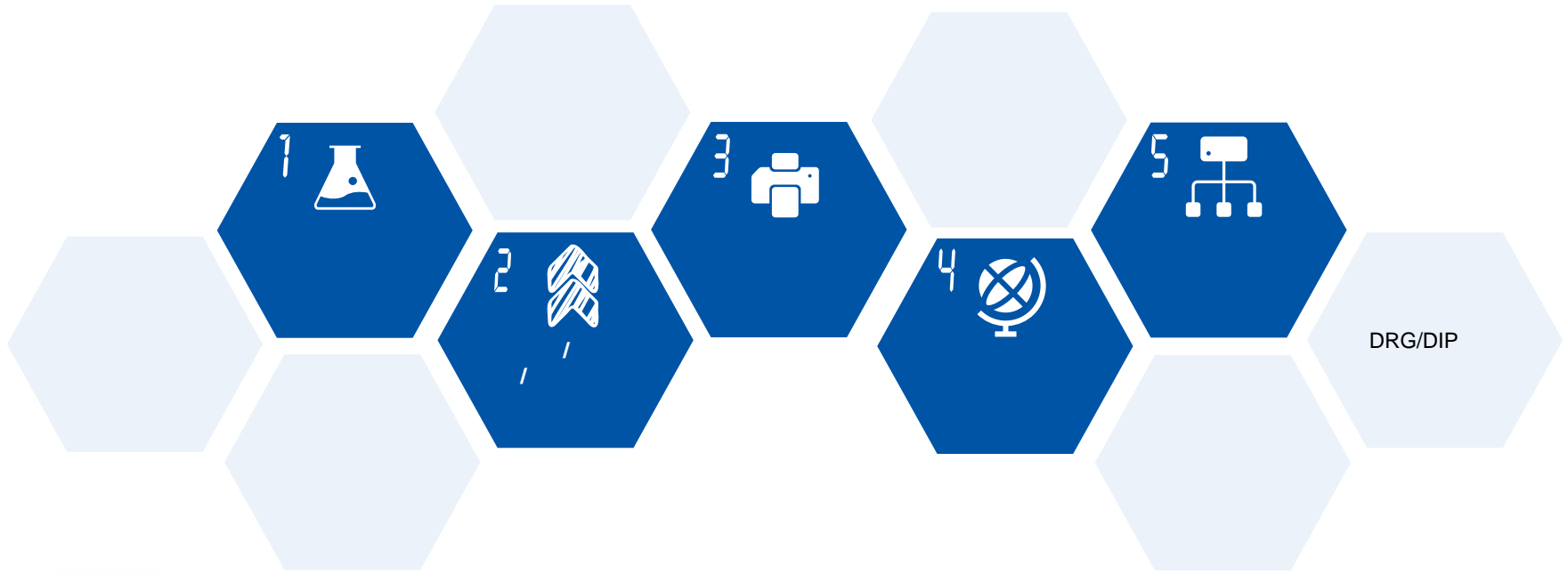
1
2
3
4

BNTX

2022

2021







/ADC RNA



ADC"



RNAi

mRNA



" CAR-



&



CNS



50%

FIC+BIC



[Redacted]

[Redacted]

MSI-H ® PD-1

® CAR-T

® CD20

® HER2

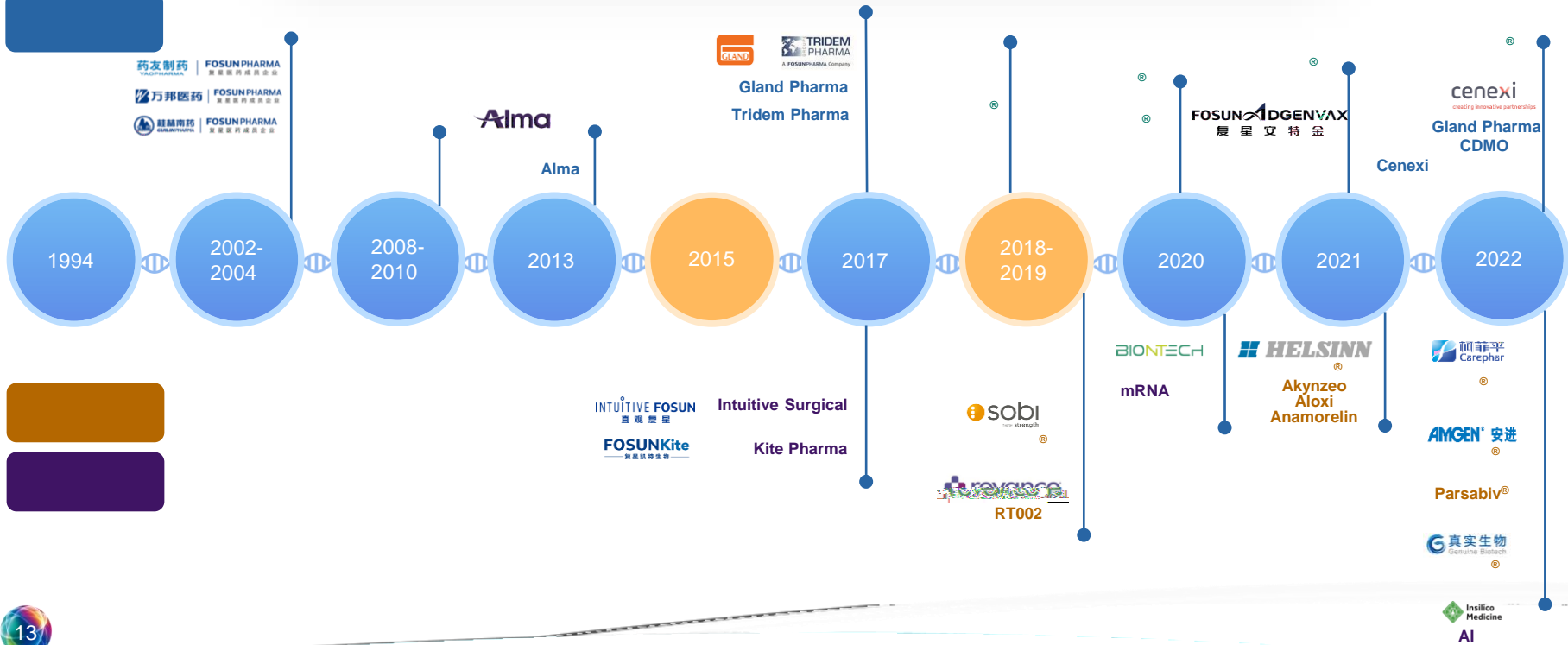
®


®

®



&





FES Fosun Ecosystem/Entrepreneurship System

SRM

INNOX

2022 FES



OBM

OTC

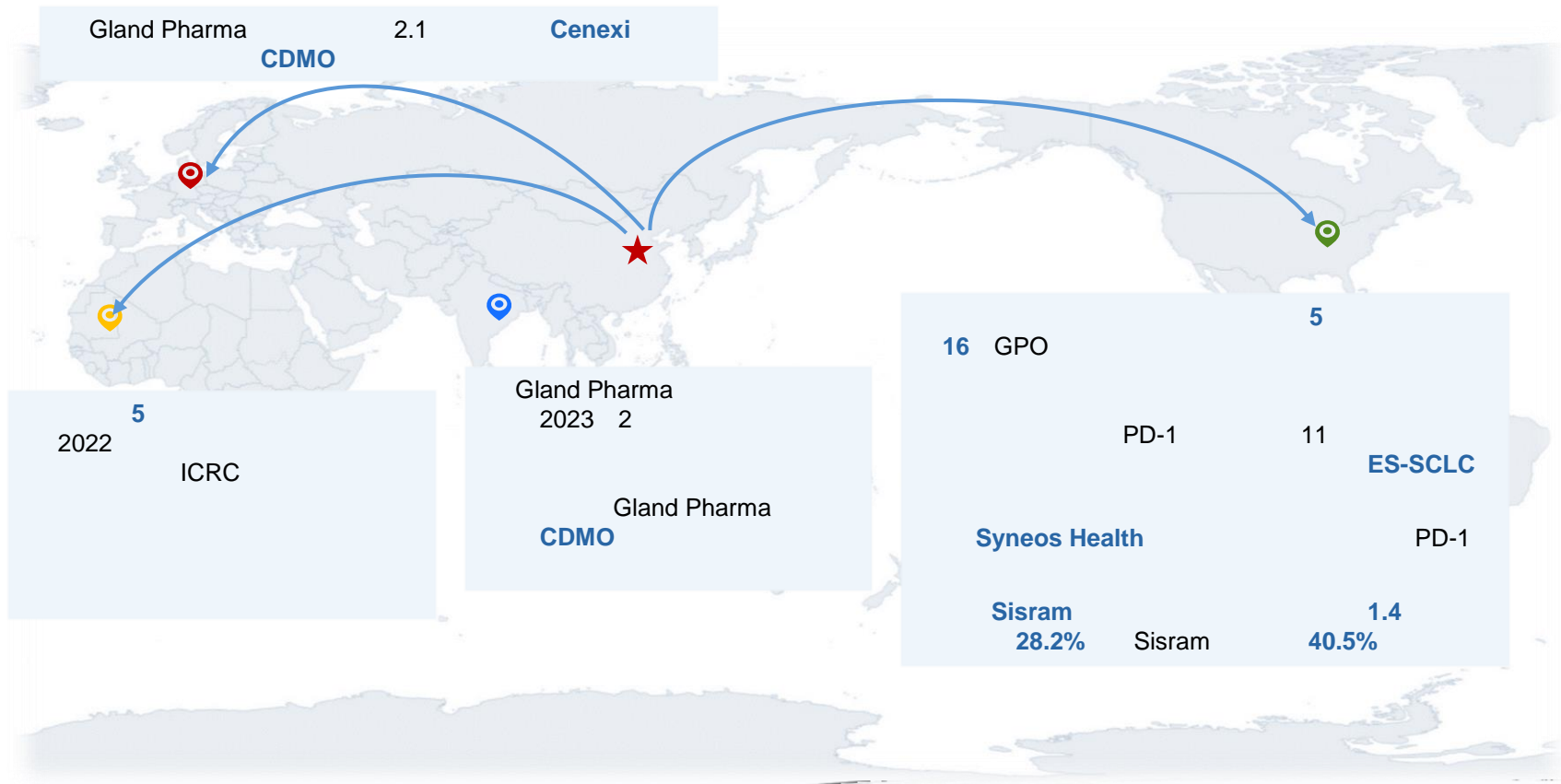
6,000

2022

20.87%

2.46

1/2





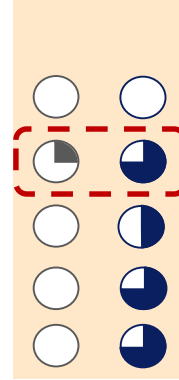
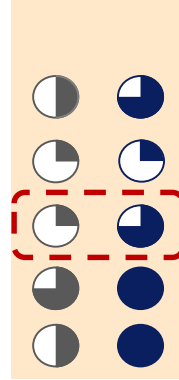
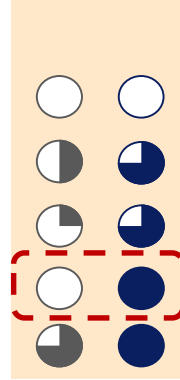
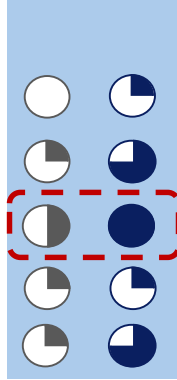
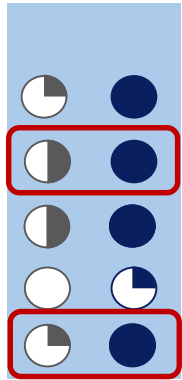
&

&BD&

:



&



, &BD



MSCI-ESG

A

2022

BBB
2021

BB
2020



Environment

EHS	EHS	EHS
2021-2026	2022	2022
337,806	115.36	3.2%



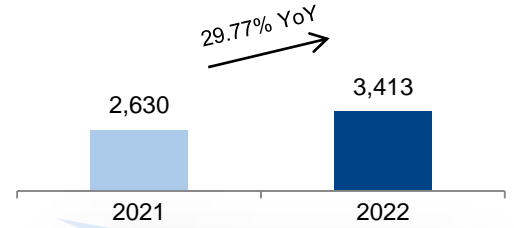
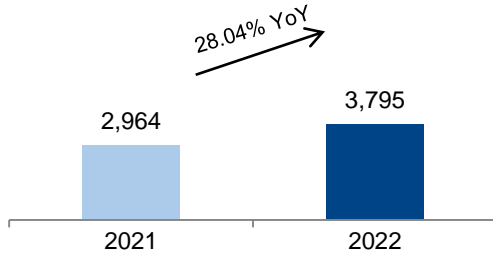
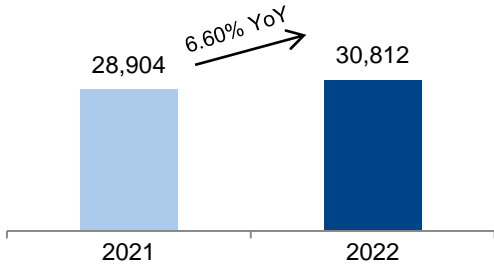


Social

A



-



RNA

/ADC

55.22 26%¹
+39.44% YoY

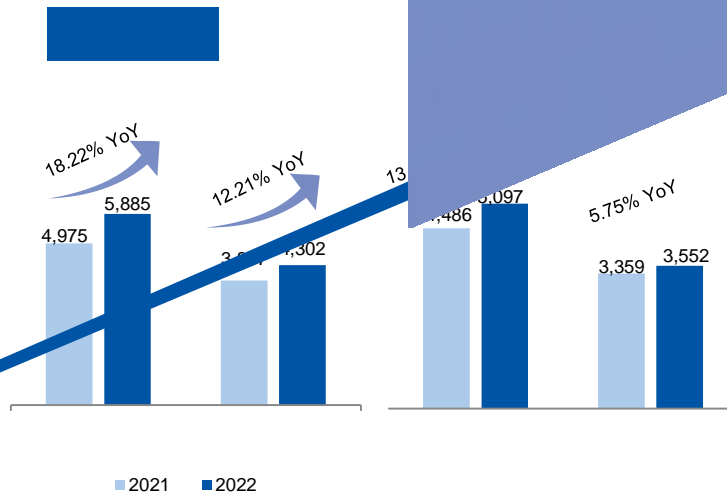
TNF-
PD-1 ® HER2 ®
 ® ® ®

YoY **50.97** +13.62%
85%

16.54%

11.53% 35.52

30%



260 2022
249
16 PCT 17
48



SCLC

PD-1

3.4

2022

9

®



ES-SCLC

III (OS)

OS

15.4

10.9

24

43.1%

7.9%



PD-1

MSI-H

SCLC FDA EC

JAMA
British Journal of Cancer

Nature Medicine

nature
medicine

JAMA
The Journal of the American Medical Association

BJC
Journal of Cancer
British



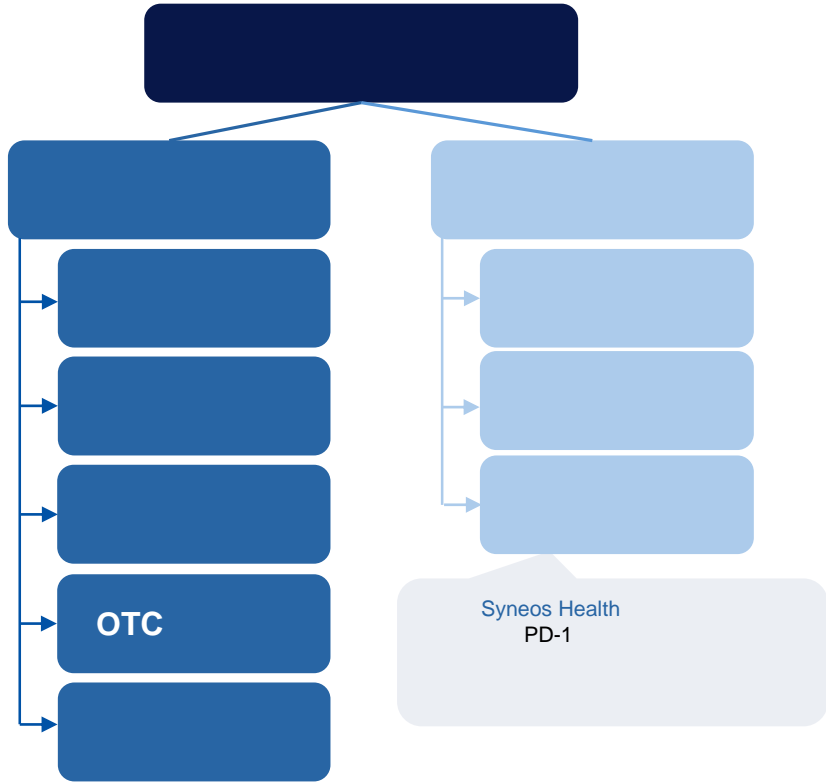
27

110

30%

400

DTP



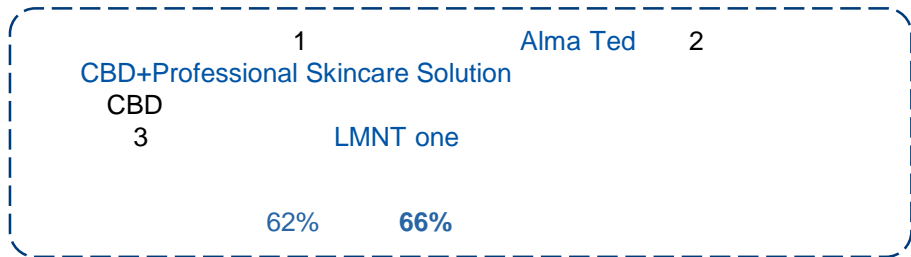
2022

10	5		mRNA	
			® HER2	
			® CD20	
			®	
5	10	3	®	
			®	
3	5	8	® PD-1	
			®	
			®	VERO
				8
1	3	31	® TNF-	
			®	
			®	
			®	31



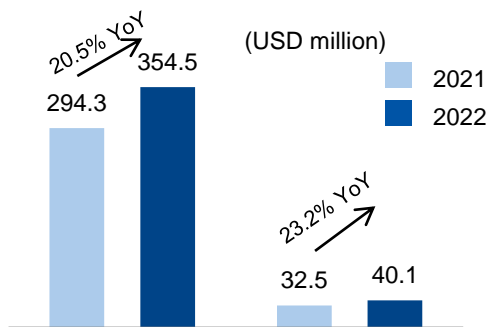


2022



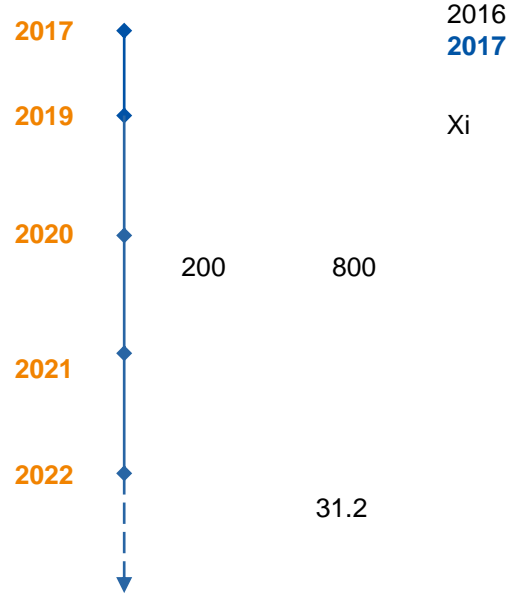
2022

2022



CBD+Professional Skincare Solution





2016
2017

Xi

200 800

31.2

Intuitive Surgical

1,700 4,000



2022 55
300

10
2000 FDA 7,544 2022 12 31
55,000
1,000

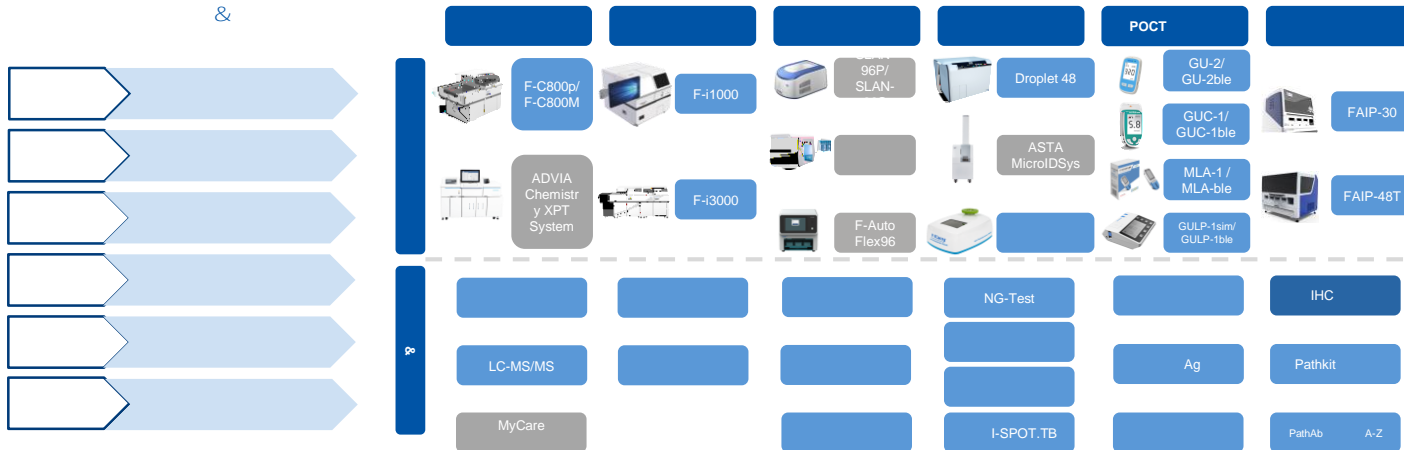
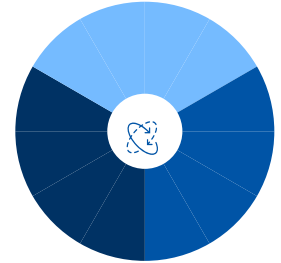
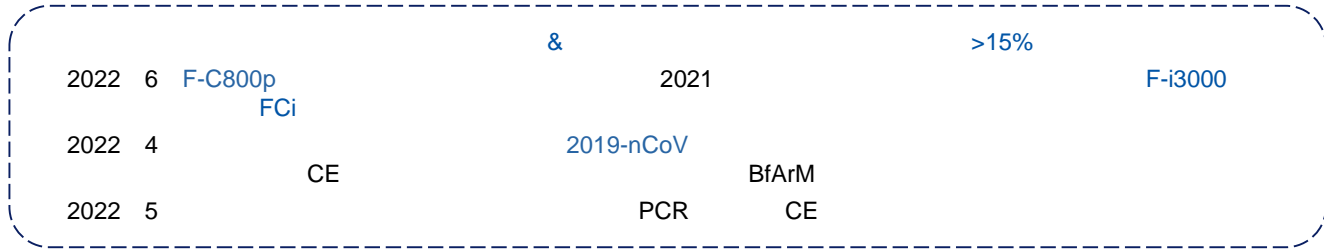
Ion

2019 Ion
FDA
2021 10 Ion


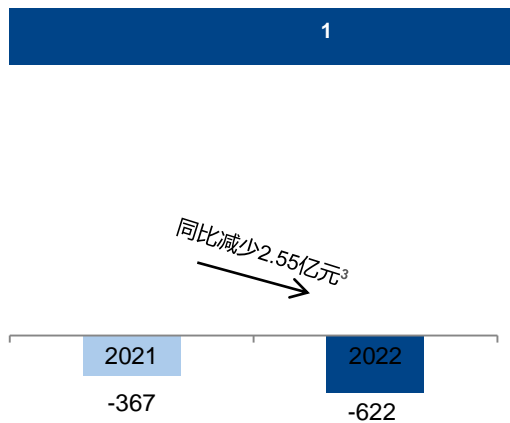
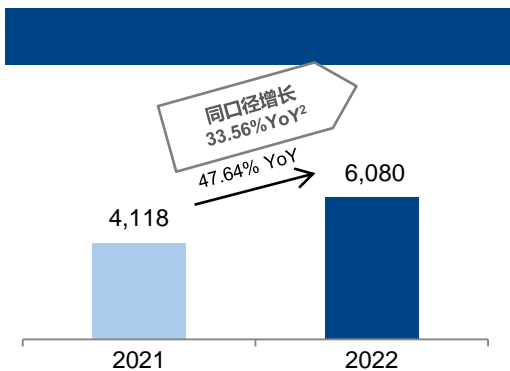
Ion



2022










JCI

"

6,333 *

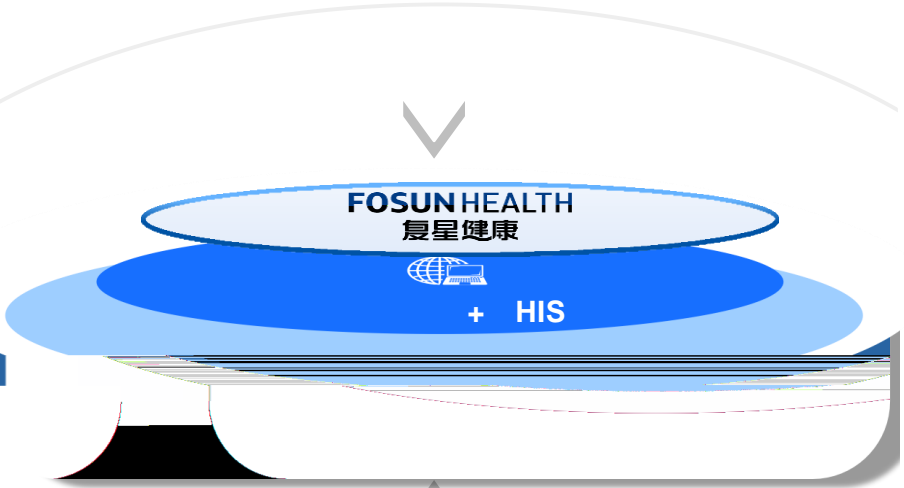
JVF

		佛山禅馨医院 FOSHAN CHANXING HOSPITAL	JCI国际认证医院 Organization Accredited by Joint Commission International	2022	21.45	1,750	1.11
						86.47%	
		深圳恒生医院 SHENZHEN HENGSHENG HOSPITAL		2017	11	600	9.09
					60%		
		重庆医科大学 CHONGQING UNIVERSITY OF TRADITIONAL CHINESE MEDICINE		2022	1	800	70%



-

[Placeholder text box]



[Placeholder text box]



()

521,051

6.0% YoY

552,148

2021

2022

()

7,759

10.0% YoY

8,526

2021

2022

()

1,948

8.5% YoY

2,114

2021

2022



		4,066	4.27%
"	"		
	1,209	11.77%	
	330	13.49%	



1/2



2/2

		/		IND	1	2	3	NDA
FS-1502		HER2	HER2					
			HER2					
FS-1502+		HER2+PD-1	HER2					
HLX14	¹ 	RANKL						
HLX26		LAG-3						
HLX35 ²		EGFR× 4-1BB		2022 1 NMPA	2022 6			
HLX301		PD-L1× TIGIT		2022 2	2022 3 NMPA		7	
HLX15		CD38						
HLX13		CTLA-4						
		EPO						
		INSR						
	50R	INSR						
		GLP-1						
RT002			GL					
			CD	2022 1				

- 1 Organon
- 2 Binacea

3

2023 2 28

1/2

	/		IND	1	2	3	NDA
FCN-437c	CDK4/6	(1L)	2022	1	NMPA	III	I
		(2L)	2022	1		III	
SAF-189	ALK		2022	1	NMPA	III	I
	ROS1						
HLX-208	BRAF V600E	LCH ECD	2022	1	NMPA	Ib/II	
FCN-159	MEK	I					
			2022	5	NMPA		
			2022	5	NMPA		
YP01001	VEGFR						
FCN-338	BCL-2						
		B					
FH-2001	FGFR/PD-L1						

2/2

		/			IND	1	2	3	NDA
		TPO-R		ITP	2022	12	NDA	NMPA	
Tenapanor		NHE 3		(ESRD-HD)	[Progress bar]				
		-			[Progress bar]				
Tenapanor		NHE 3		(IBS-C)	[Progress bar]				
FCN-342		URAT1			[Progress bar]				
Molnupiravir		RNA			[Progress bar]				
Paxlovid		3CL			[Progress bar]				
BNT162b2		-			[Progress bar] EUA				
PA-824		-	/	MDR-TB	XDR-TB	Pretomanid*			
Opicapone		COMT			Ongentys*				
Fortacin		-			[Progress bar]				
ET-26		-			2022	7	II		

2023 2 28

LOGO

Fosun Pharma, the Representer or the Provider will not warrant the accuracy, the completeness and the timeliness of all information and contents, including predictive description, contained in the PPT documents/visual materials. In the event of any mistake, omission, and inaccuracy, Fosun Pharma, the Representer or the Provider should not be held for any liabilities in this regard.

The PPT documents/visual materials will not include and should not be deemed as any investment proposals. The investor should take their own responsibilities for any determinations so come to based upon the information contained in the PPT documents/visual materials.

Fosun Pharma is entitled to all rights, including copyright, pertaining to the PPT documents/visual materials. The characters, the designs and Fosun " ", are the trade name, trademark and the logos legally owned by Fosun Pharma. Without written consent offered by Fosun Pharma, any third party should not utilize such materials and information in any manner, including reprinting.



www.fosunpharma.com